



### **CBSE Webinar Report**

DATE : 23<sup>rd</sup> April, 2021 [05:00 pm to 06:00 pm]  
ORGANISED BY : CBSE – COE Bhopal  
THEME : Data File Handling in Python- An Orientation for the project work  
RESOURCE PERSON : Mr. Amit Verma, PGT CS/IP ST. MARY'S CONVENT SR. SEC.  
SCHOOL, AJMER  
ATTENDED BY : Mr. Ankur Sharma

The session was very educative, informative and interesting. Mr. Amit Verma explained how to create a python project using data file handling?

Major discussion was on the following key topics:

- Project creation steps.
- Different Operation that can be implemented in the project like insert, delete, update, display, search, etc.
- Explain dump() and load() function of pickle module to perform write and read operation on binary files .
- How to create login and signup page in the project.
- All the above-mentioned points were implemented on sample project “Vaccination Management System”.

This session provide insight and understanding of project creation using file handling. It was a very enriching experience for me.

I wish to express my sincere gratitude to Respected Principal Sir, for providing the opportunity to attend this incredible session.

Prepared by-

Mr. Ankur Sharma

TGT, Computer

## Some of the snapshots of the webinar

The screenshot shows a Google Meet interface. The main content area displays a slide with the following text:

- CBSE Centre of Excellence Delhi-West
- Online Session
- Topic: Data file handling in Python - an Orientation for the Project Work
- Resource Person : Mr. Amit Verma

On the right side, there is a participant list with 11 people: Amit Verma, COE DELHI WE..., Vinita Dhawan, Sudharani M, Paromita Chakr..., Ganga Varma, Ali Ashraf, Alma Soans, and Zilmit Singh. The bottom of the screen shows the Windows taskbar with the time 17:01 and date 23-04-2021.

The screenshot shows a Google Meet interface. The main content area displays a slide titled "Project Creation Easy Steps:" with the following numbered list:

- 1) First of all decide the project topic which you want to implement programmatically.
- 2) Now Decide the Initial Basic Functionalities to be implemented like Insert records, Display Records ,Search Records, Update Records, Delete Records etc.

On the right side, there is a participant list with 11 people. The bottom of the screen shows the Windows taskbar with the time 17:02 and date 23-04-2021.

Inbox (5,968) - ankur.sharma@ni Meet - DATA FILE HANDLIN

meet.google.com/cof-afgg-qxg?pli=1&authuser=0

Apps Life Insurance Corp... Attendance - April... Weekly Quiz & Vid... Daily Diary Weekly Lesson Plan Teachers' Daily Rep... Workshop Attended Circular 2021-22 Reading list

REC Amit Verma is presenting

## Project Creation Easy Steps:

- 3) Now Decide which things are to be stored for a specific record about an entity like doctors,patients,teachers,library etc.
- 4) Try to create functions for every functionalities and can divide the tasks among group of students.
- 5) Now Design the Login Screen from where we will redirect to main menu screen.

DATA FILE HANDLING IN PYTHON-AN ORIENTA... X

People (11) Chat

Send a message to everyone

DATA FILE HANDLING IN PYTHON-AN ORIENTA... ^

Raise hand Turn on captions Amit Verma is presenting

Type here to search

Inbox (5,968) - ankur.sharma@ni Meet - DATA FILE HANDLIN

meet.google.com/cof-afgg-qxg?pli=1&authuser=0

Apps Life Insurance Corp... Attendance - April... Weekly Quiz & Vid... Daily Diary Weekly Lesson Plan Teachers' Daily Rep... Workshop Attended Circular 2021-22 Reading list

REC Amit Verma is presenting

## Project Creation Easy Steps:

- 6) Now Design the Menu Screen and define all the functions with empty body initially.
- 7) Now Call the functions as per the choice entered by users.
- 8) Now after doing basic operations you can extend your project as per the interest of students.
- 9) We can create separate modules too for functions sharing among users.

DATA FILE HANDLING IN PYTHON-AN ORIENTA... X

People (11) Chat

Send a message to everyone

DATA FILE HANDLING IN PYTHON-AN ORIENTA... ^

Raise hand Turn on captions Amit Verma is presenting

Type here to search

Inbox (5,968) - ankur.sharma@ni Meet - DATA FILE HANDLING

meet.google.com/cof-afgg-qxg?pli=1&authuser=0

REC Amit Verma is presenting

### Vaccine Management System

- 1) Login screen:
- 2) signup screen:
- 3) Screen for storing records of users (Insert operation)
- 4) Screen for updating records of users (update operation)
- 5) Screen for deleting records of users (delete operation)
- 6) Screen for searching records of users (search operation)
- 7) screen for billing of users
- 8) screen for password forgot/reset
- 9) screen for making charts for weekly/monthly comparison

DATA FILE HANDLING IN PYTHON-AN ORIENTA...

17:11 23-Apr-21

Inbox (5,968) - ankur.sharma@ni Meet - DATA FILE HANDLING

meet.google.com/cof-afgg-qxg?pli=1&authuser=0

REC Amit Verma is presenting

```
with open("users.bin", "r") as f1:
    try:
        while True:
            r=pickle.load(f1)
            if u==r[0]:
                return True
            except:
                return False
print("***75")
print(" *15, "Welcome to Sign up screen for admins of Vaccine management system")
print("\n\n")
username=input("\nEnter the username:\t")
while (checkusers(username)):
    print("Please enter unique username")
    username=input("\nEnter the username:\t")
password=getpass.getpass("\tChoose your password:\t")
cnfpassword=getpass.getpass("\tChoose your password again:\t")
while password!=cnfpassword:
    print("Passwords do not match")
    password=getpass.getpass("\tChoose your password:\t")
    cnfpassword=getpass.getpass("\tChoose your password again:\t")
mobile=input("\nEnter the mobileno:\t")
f1=open("users.bin", "ab")
rec=[username,password,mobile]
pickle.dump(rec, f1)
f1.close()
print("Account created successfully")
```

DATA FILE HANDLING IN PYTHON-AN ORIENTA...

17:33 23-Apr-21

Benoie Mathew C 5:22 PM  
Benoie Mathew, The Unirise World School, Ludhiana :  
Good evening sir

Inbox (5,968) - ankur.sharma@ni Meet - DATA FILE HANDLING

meet.google.com/cof-afgg-qxg?pli=1&authuser=0

Apps Life Insurance Corp... Attendance - April... Weekly Quiz & Vid... Daily Diary Weekly Lesson Plan Teachers' Daily Rep... Workshop Attended Circular 2021-22 Reading list

REC Amit Verma is presenting

```

signup screen to create account for admins.
[username,password,mobile]
users.bin
"""
import pickle
import os
import getpass
import subprocess
import time
def checkusers(u):
    if os.path.isfile("users.bin"):
        with open("users.bin","rb") as f1:
            try:
                while True:
                    r=pickle.load(f1)
                    if u==r[0]:
                        return True
            except:
                return False
print("*"*75)
print(" *15,"welcome to Sign up screen for admins of Vaccine management system")
print("\n\n\n")
username=input("\nEnter the username:\t")
while (checkusers(username)):
    print("Please enter uniaue username")

```

DATA FILE HANDLING IN PYTHON-AN ORIENTA...

DATA FILE HANDLING IN PYTHO... X

People (15) Chat


Benoie Mathew C 5:22 PM  
Benoie Mathew, The Unirise World School, Ludhiana :  
Good evening sir

Send a message to everyone

DATA FILE HANDLING IN PYTHON-AN ORIENTA... ^

17:35 23-Apr-21

Serial No: CBSE/OS/2020/W/54595 Date of issue: 25/04/2021  
क्रमांक: जारी करने की तिथि:

 **केन्द्रीय माध्यमिक शिक्षा बोर्ड**  
**CENTRAL BOARD OF SECONDARY EDUCATION**

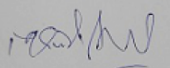
**ऑनलाइन सत्र में सहभागिता का ई-प्रमाण पत्र**  
e-Certificate of Participation in Online Session


प्रमाणित किया जाता है कि डॉ./सुश्री/ श्रीमती/श्री  
This is to certify that Dr./Ms./Mrs./Mr. Ankur Sharma,

विद्यालय ने निम्न विवरणानुसार ऑनलाइन सत्र में भाग लिया:  
School BAL BHARTI PUB SCH NEELBAD SURAJ NAGAR BHOPAL MP has attended Online Session with following details:

दिनांक	समय
Date : <u>23/04/2021</u>	Time: <u>17:00-18:00</u>
शीर्षक	
Topic: <u>DATA FILE HANDLING IN PYTHON-AN ORIENTATION FOR THE PROJECT WORK-CS</u>	

यह ऑनलाइन सत्र उत्कृष्टता केंद्र द्वारा आयोजित किया गया |  
This Online session was organized by Center of Excellence Delhi West.

  
प्रमुख /प्रभारा, उत्कृष्टता केंद्र  
Head/In-Charge, COE

  
निदेशक (कौशल शिक्षा एवं प्रशिक्षण), के.मा.शि.बो.  
Director (Skill Education & Training), CBSE