



Bal Bharati
PUBLIC SCHOOL
NEELBAD, BHOPAL

**WEEKLY REPORT ON GOOGLE CLASSROOM
CLASS-IV
DATE FROM 12th To 16th July 2021**

Students of Class IV were provided the following Online Classes, notes, worksheets and assignments and other online academic materials such as YouTube links to enhance the learning outcome.

Class Teacher: Mahavash Khan

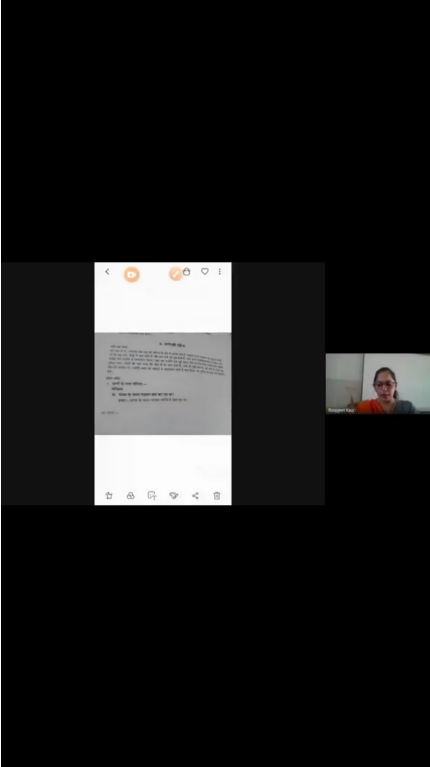
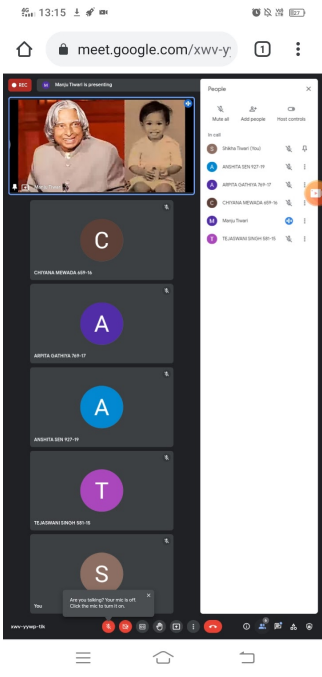
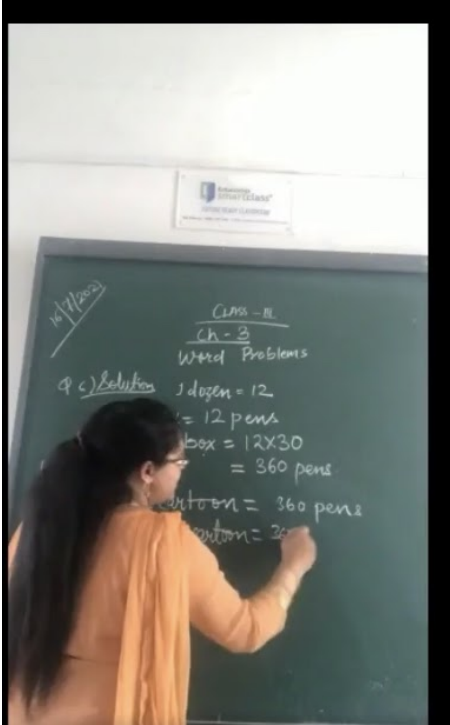
SUBJECT AND SUBJECT TEACHER	TOPICS COVERED	LINK /ASSIGNMENT UPLOADED ON GOOGLE CLASSROOM	ASSESSMENT TAKEN (YES/NO) (QUIZ/GRADED TEST/VIVA/GOOGLE FORM/GROUP DISCUSSION)	MODE OF TEACHING AND ADDITIONAL LINKS VIDEO/PPT PROVIDED TO SUPPLEMENT THE TEACHING
ENGLISH Ms Shikha Madam	Explanation of chp-4 Wonderful kalam	https://drive.google.com/file/d/1blkpe91SfJwFL4XjclAjBn3IqPpFNHr-/view?usp=drivesdk https://drive.google.com/file/d/1EJtvDIGab1aHU55OSsydTAA0Mz9qJzD3/view?usp=drivesdk	No	https://youtu.be/L816peQIGS0 https://youtu.be/aIzAY8ymtNk

<p>HINDI</p> <p>Ms. Roopjeet Madam</p>	<p>Recording of live Class of Hindi.</p> <p>पाठ 4 अनोखी खोज</p> <p>Read and explained the chapter</p> <p>Homework</p> <p>पाठ के शब्द अर्थ और मुहावरे अपनी हिन्दी कॉपी में लिखें</p> <p>डॉक्टर जगदीश चंद्र बसु की खोजों के बारे में इंटरनेट से जानकारी हासिल करो और अपनी हिंदी कॉपी में लिखो</p> <p>Discussed question answers ok chapter 4 अनोखी खोज , विलोम शब्द, समनर्थी शब्द, अनेक शब्दों के लिये एक शब्द,</p>	<p>https://drive.google.com/file/d/1VZPxxgWa8siPof-PfoJ3rk076_xw2EGx/view?usp=drivesdk</p> <p>https://drive.google.com/file/d/12FjWpP_9PzqLsMYaOSSzS7fYvHmN8Fc3/view?usp=drivesdk</p> <p>https://drive.google.com/file/d/1kaS4FJt9Wv0XaVDulSV-zkw7o6cyUrZ2/view?usp=drivesdk</p>		<p>Related link</p> <p>https://youtu.be/6VvC1wFob0g</p> <p>https://youtu.be/vun7m2l11VM</p>
<p>MATHEMATICS</p> <p>Ms. MAHAVASH KHAN</p>	<p>Ch:3 Multiplication Lattice Method of Multiplication And Word problems</p>	<p>https://drive.google.com/file/d/1R86-km-aasRte1XwIWmnNe9O84WyibYe/view?usp=drivesdk</p> <p>https://drive.google.com/file/d/1hhXQGgAyN6v2hEdHdWyjkeZY0PWKn3vS/view?usp=drivesdk</p> <p>https://drive.google.com</p>	<p>Yes, Through home work</p> <p>QUIZ:</p> <p>https://docs.google.com/forms/d/e/1FAIpQLScOt12uG2-VngXE1yYTHynLa4FK2SEY4AimTmXttkRFN5V3hA/viewform</p>	<p>Explanation through online classes.</p> <p>Assignments have been shared on Google Classroom</p>

		m/file/d/1Cjznq6MK9lan3dONoc_kgJpEB2wLhdws/view?usp=drivesdk		
SCIENCE Ms. Mahavash Madam	Ch: The right clothes to wear	https://drive.google.com/file/d/1KYNx8qODZA2E3v13ln5dW1FNbu5qH9Py/view?usp=drivesdk	Yes, Through home work QUIZ: https://docs.google.com/forms/d/e/1FAIpQLSe8Ot9lpzjQdjj7SP2mY5vg200FF5wEYGz--Rw5aR-K9VvLjQ/viewform	Explanation through online classes. Assignments have been shared on Google Classroom
S.ST. Ms. Shikha Madam	Explanation of chp-9 Our Industry Different types of industries Location of large scale industry Map work	https://drive.google.com/file/d/1zHT3KFyL8jkqFwNOsuK5xDFGjtl u33qv/view?usp=drivesdk https://drive.google.com/file/d/1UGLx5ooy7FhVJKaQFNtTuehkawNQzTgq/view?usp=drivesdk https://drive.google.com/file/d/1Y_aPsa0o7fQhIUhioVTjrS12mvG2zw2M/view?usp=drivesdk	Homework:-SST mark and label one important industry located in each of the places shown on the map of India given on page	https://youtu.be/yHmfHHKsZCo https://youtu.be/GsngP5DbrDw
Art Ms. Anmol Madam	Cartoon drawing Potato stamp art	https://youtu.be/WCOsMUM29PM https://youtu.be/FuFWfyqMjII	yes through classwork and homework	links and images posted in WhatsApp class group

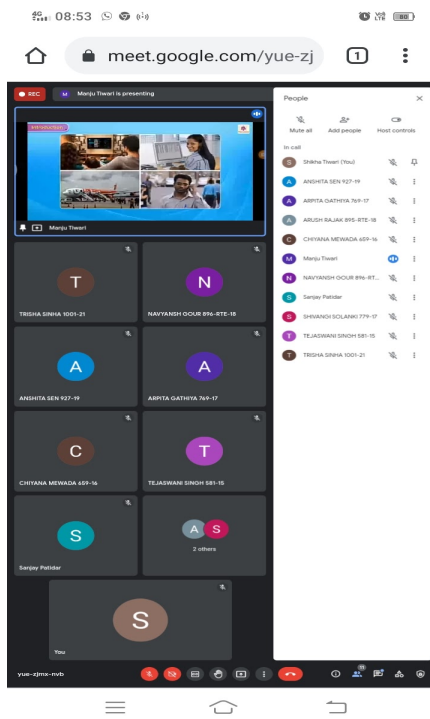
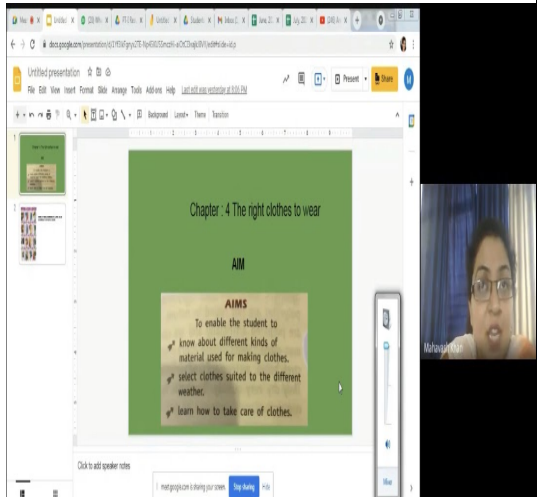
<p>COMPUTER</p> <p>Ms. Roopjeet Madam</p>	<p>Recording of computer Class</p> <p>Read and explained chapter 3 Windows Customizing and Personalizing</p>	<p>https://drive.google.com/file/d/1jTAYICAcyK14IRnkKZWFMNwS9BwRUMa4/view?usp=drivesdk</p> <p>https://drive.google.com/file/d/1DsOaIGq9a3T0ncU9-H0UK6gRIAPbZJDC/view?usp=drivesdk</p>		
--	--	---	--	--

Evidences for reference

HINDI	ENGLISH	MATHS
		

SCIENCE

SST



COMPUTER

ART

hsd-vkbj-wdp (2021-...)

The document contains the following text:

Start button and Start menu	Windows 7 with Start button and Start menu	Windows 8 without Start button and Start menu	Windows 8.1 with Start button but without Start menu

Start Menu is used to access programs and computer settings. The Start menu of Windows 10 is divided into two parts.

The **left part** shows a list of all installed Apps and pinned Apps. You also get a **Power button** and options such as **sleep**, **Shutdown** and **Restart**.

The **right part** features a **selection of tiles** and **files** that you can customize, resize and reorganize.

Windows 10 with Start button and Start menu

Are You Bored?

The Start menu has something for everyone and is customizable. For example, you can hide a tile or a whole side of your desktop, and...

File and Live Tile

Here is a colorful rectangle that represents an...

11:11

1:11 -0:38

