

CLASS - VII -WEEKLY REPORT ON GOOGLE CLASSROOM (JUNE 28th 2021 to 3rd JULY 2021)

Students of Class- VII attended live classes through Google Meet App, online classes through Google Classroom App and were provided the following, videos and online academic materials to enhance the learning outcome.

SUBJECT AND SUBJECT TEACHER	TOPICS COVERED	LINK /ASSIGNMENT UPLOADED ON GOOGLE CLASSROOM	ASSESSMENT TAKEN (YES/NO) (QUIZ/GRADED TEST/VIVA/GOOGLE FORM/GROUP DISCUSSION)	MODE OF TEACHING AND ADDITIONAL LINKS VIDEO/PPT PROVIDED TO SUPPLEMENT THE TEACHING
ENGLISH MS.NAYYER KHAN	<p>Below mentioned topics have been covered during this week.</p> <p>DIARY ENTRY LETTER WRITING CH-4 BOOK EXERCISES REVISION FOR PT-I</p> <p>Question and answers,word meanings and book exercises.</p> <p>[I submitted my lesson plan on this topic and followed the guidelines that were mentioned in it.] [I assigned homework as per norms based on this lesson]</p>	<p>https://drive.google.com/file/d/1RfIz6FSLpi5qwuIxFUTaJpGh-22jUisw/view?usp=drive_web&authuser=1</p> <p>https://drive.google.com/file/d/1bqhgX1E7E7YU-S1ECTuafCa3X-n64adM/view?usp=drive_web&authuser=1</p>	<p>Through written assignment [Classwork and Homework]</p> <p>https://classroom.google.com/c/MTA5MTM4MDkxNjM5/a/MzY4MzE5NzMxOTYz/details</p> <p>https://drive.google.com/file/d/1ATd7JkmsalfZibyxTqGrlSPVMQUNREKy/view?usp=drive_web&authuser=1</p> <p>https://drive.google.com/file/d/1k1j7Igm2lh1x7RUuxMpZZozYyyJvgmi0/view?usp=drive_web&authuser=1</p>	<p>Explanations through Online classes were done.</p> <p>Assignments to note were sent through screenshot images and pdf file and uploaded .Self prepared notes of the chapter provided .</p> <p>Assignments have been shared on Google Classroom and whatsapp group</p>

<p>MATHS MS.MAHAVAS HKHAN</p>	<p>Ch:3 data handling revision and ch:4 Simple Equations</p>	<p>https://drive.google.com/file/d/1RNnTCagK5xyvXcYO8vaitBSc8coYGR9x/view?usp=drivesdk</p>	<p>Yes Through classwork and home work</p>	<p>link uploaded on google classroom app and also snapshots shared in class whatsapp group</p>
<p>SCIENCE MR.RAJEEV TRIPATHI</p>	<p>Chapter-5-Heat and its effect</p>	<p>Link of uploaded on google classroom .</p> <p>https://drive.google.com/file/d/1fyDMqXF07QIYVjvdd9CewyIRKIP2-DF4/view?usp=drive_web&authuser=0</p>	<p><u>Yes, Through home work</u></p> <p>https://drive.google.com/file/d/1cqKIho8-SNn3ay-BpBmtsMBYcEpRsRTj/view?usp=drive_web&authuser=0</p>	<p>Explanation through online Classes.</p>

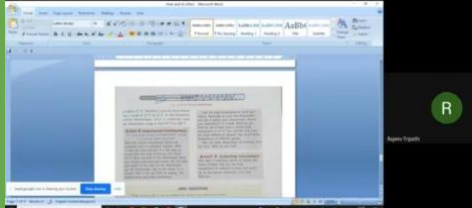
<p>SOCIAL SCIENCE</p> <p>MS.SUSHMA BHATIYA</p>	<p>CIVICS</p> <p>ROLE OF GOVT. IN HEALTH</p> <p>READING AND EXPLANATION</p>	<p>blob:https://web.whatsapp.com/c4ac7913-317b-43d9-bba9-09bd349a59be</p> <p>blob:https://web.whatsapp.com/be2dce70-7c8d-43b7-817a-768c2a1ddc1c</p> <p>blob:https://web.whatsapp.com/67304ba6-91b9-4af8-8c65-9ddf04231091</p>	<p>YES</p> <p>through Homework classwork and asked questions during live classes</p>	<p>Explanation through online Classes.</p>
<p>HINDI</p> <p>MS. ANURADHA SHRIVASTAVA</p>	<p>पाठ- मिठाई वाला</p> <p>वाचन</p> <p>कठिन शब्द</p> <p>समझाना</p> <p>अभ्यास प्रश्न</p>	<p>ऑनलाइन क्लास</p> <p>https://drive.google.com/file/d/1cKJQ8YR6T1vFI_1hSlb48V_PJ-zhj90DQ/view?usp=drivesdk</p> <p>https://drive.google.com/file/d/12kFLDpMcq-ONWxTSyScAfdPSmyuFIPMR/view?usp=drivesdk</p> <p>https://drive.google.com/file/d/1EoiN_ZJLvp3NOCM_WIWhF-ocg6ADtU/view?usp=drivesdk</p>	<p>हाँ कक्षाकार्य तथा गृहकार्य द्वारा</p>	<p>पाठ का वाचन कार्य किया। पाठ के शब्दार्थ बताए तथा पाठ समझाया। पाठ के अभ्यास प्रश्न पूछे तथा समझाए।</p> <p>पाठ के अभ्यास प्रश्न तथा भाषा अध्ययन के प्रश्न पूछे तथा समझाए।</p>

<p>SANSKRIT</p> <p>MS. ANURADHA SHRIVASTAVA</p>	<p>पाठ - जन्तुशालायाः विहारः</p> <p>वाचन</p> <p>कठिन शब्द</p> <p>अनुवाद</p> <p>अभ्यास प्रश्न</p>	<p>ऑन लाइन क्लास</p> <p>https://drive.google.com/file/d/1vUKjs8ISNuu5SDD2jBExR_uWt28CtncY/view?usp=drivesdk</p> <p>https://drive.google.com/file/d/1uOqNGbqyg8JNatiW5Dw-w65zJpjT2Bj8/view?usp=drivesdk</p> <p>https://drive.google.com/file/d/1r2muAs5mrUnszv3vaiuIf88sghkvWEaP/view?usp=drivesdk</p>	<p>हाँ गृहकार्य तथा कक्षाकार्य के द्वारा</p>	<p>पाठ का वाचन कार्य किया । शब्दार्थ बताए तथा पाठ का अनुवाद समझाया । पाठ के अभ्यास प्रश्न समझाए तथा लिखवाए ।</p>
<p>COMPUTER</p> <p>MR.ANKUR SHARMA</p>	<p>Explain the term Browser, examples of browser, HTML introduction, HTML Editors, how to write and execute the HTML code?</p>	<p>https://drive.google.com/file/d/15MmFsNmkSf7uWcUiqUd7YWjjGluvh9UI/view?usp=sharing</p>	<p>-----</p>	<p>Explanation was given through online classes as per the schedule.</p>
<p>ART/ CRAFT</p> <p>MS.ANMOL KHAN</p>	<p>Not conducted the class.</p>			

<p>SPORTS</p> <p>MR.NITIN JAISWAL</p>	<p>Not conducted the class.</p>			
---	---------------------------------	--	--	--

Evidences for reference are attached below:

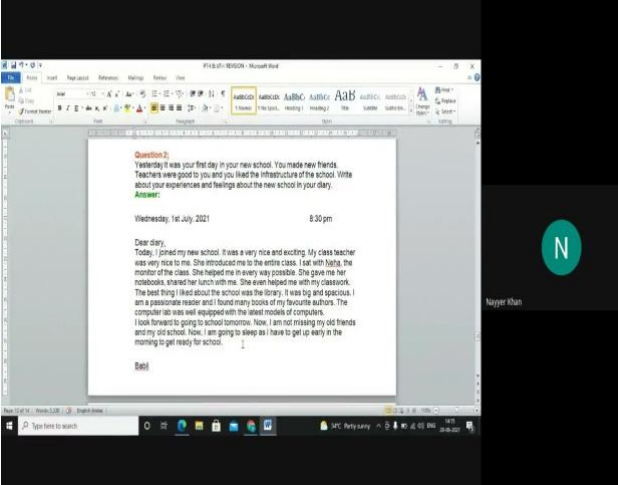
SCIENCE -



SOCIAL SCIENCE



ENGLISH





मिठाईवाले का स्वर उसके लिए परिचित था, झट से रोहिणी नीचे उतर आई। उस समय उसके पति भकान में नहीं थे। हाँ, उनकी बूढ़ा दादी थी। रोहिणी उनके निकट आकर बोली—“दादी, चुन्नु-मुन्नु के लिए मिठाई लेनी है। जरा कमरे में चलकर टहराओ। मैं उधर कैसे जाऊँ, कोई आता न हो। जरा हटकर मैं भी चिक की ओट में बैठी रहूँगी।”

दादी उठकर कमरे में आकर बोली—“ए मिठाईवाले, इधर आना।”

मिठाईवाला निकट आ गया। बोला—“कितनी मिठाई दूँ माँ? ये नए तरह की मिठाइयाँ हैं—रंग-विरंगी, कुछ-कुछ खट्टी, कुछ-कुछ मीठी, चायकेदार, बड़ी देर तक मुँह में टिकती हैं। जल्दी नहीं घुलती। बच्चे बड़े चाव से चूसते हैं। इन गुणों के सिवा ये खौसी भी दूर करती हैं। कितनी दूँ? चपटी, गोले, पहलदार गोलियाँ हैं। पैसे की सोलह देता हूँ।”

जन्तुशालायाः विहारः
4 (लडलकारः—उत्तमः पुरुषः)

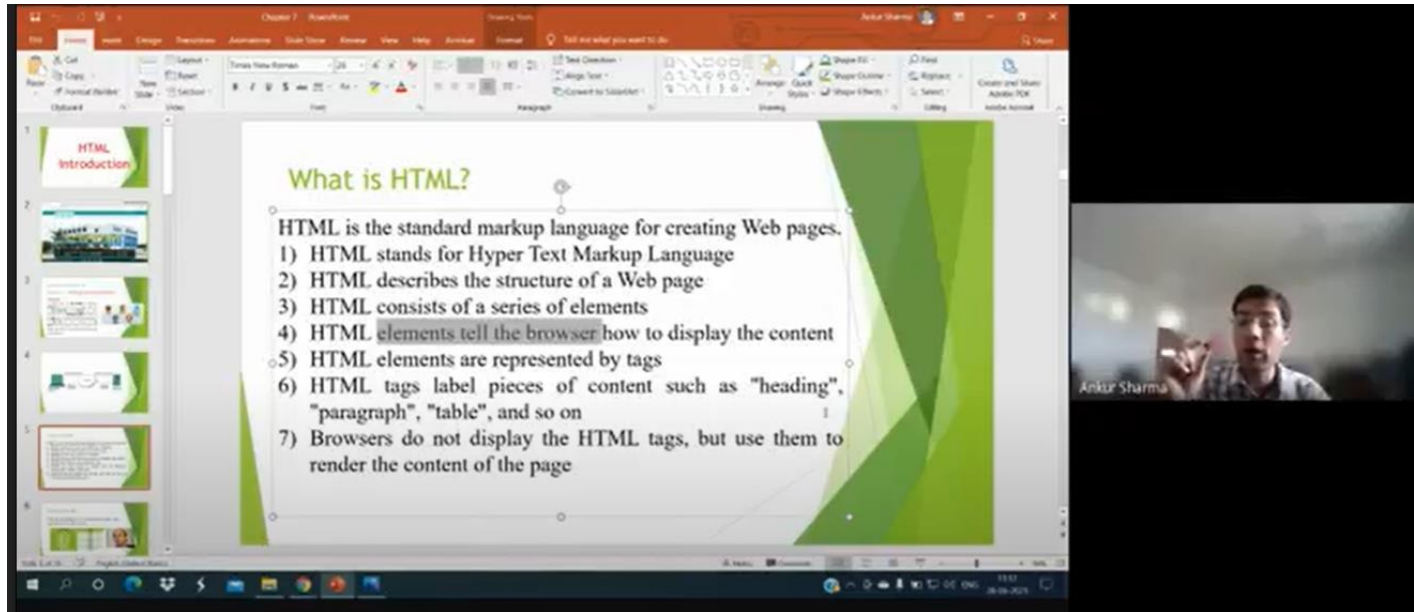
वक्ता अपत्यं कर्तुं बाल्यं व्यक्तं उत्तमं पुरुषं होता है। उत्तमं पुरुषं के कर्ता पद 'अहम्' अथवा 'वयम्' है। उत्तमं पुरुषं के कर्ता उभयलिङ्गं अर्थात् स्त्रीलिङ्गं वा पुल्लिङ्गं दोनों के लिए प्रयुक्त है। लडलकारः — चतुर्थस्य पुरुषं के प्रथम वा सर्वनाम इत्यं प्रकारं है—

प्रथमपुरुषम्	द्विचतुर्थम्	बहुवचनम्
अ + धातु + अम्	अ + धातु + आम्	अ + धातु + वाम्
अ + पठ् + अम्	अ + पठ् + आम्	अ + पठ् + वाम्
अपठम्	अपठाम्	अपठवाम्
अहम् अपठम्।	आवाम् अपठाम्।	वयम् अपठवाम्।
(मैंने पढ़ा।)	(हम दोनों ने पढ़ा।)	(हम सबने पढ़ा।)

उत्तमः पुरुषः

अहम् उद्याने अक्रीडम्।	आवां विमानेन अगच्छाम्।	वयं विश्रामम्।
अहम् उद्याने अक्रीडम्।	आवां विमानेन अगच्छाम्।	वयं विश्रामम्।

COMPUTER



The image shows a screenshot of a Microsoft PowerPoint presentation. The title slide is titled "What is HTML?". The main content is a list of seven points:

- HTML is the standard markup language for creating Web pages.
- 1) HTML stands for Hyper Text Markup Language
- 2) HTML describes the structure of a Web page
- 3) HTML consists of a series of elements
- 4) HTML elements tell the browser how to display the content
- 5) HTML elements are represented by tags
- 6) HTML tags label pieces of content such as "heading", "paragraph", "table", and so on
- 7) Browsers do not display the HTML tags, but use them to render the content of the page

On the right side of the slide, there is a video inset showing a man speaking. The name "Ankur Sharma" is visible below the video.

SPORTS