



**WEEKLY REPORT ON GOOGLE CLASSROOM**

**Class : IX**

**DATE FROM 21<sup>st</sup> JUNE to 26<sup>th</sup> JUNE, 2021**

**Students of class IX attended online classes through Google class room as per the time table .**

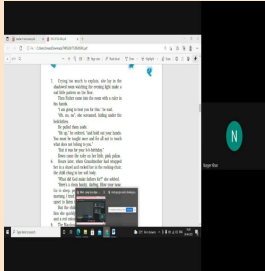


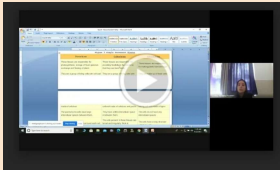
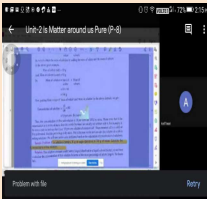

**Additional links Video/ PPT provided to Supplement the teaching** circulated and were providing the following worksheet, video and online academic materials to enhance the learning.

| <b>Subject and Subject Teacher</b> | <b>Topics Covered</b>   | <b>Link / Assignments Uploaded on Google Classroom</b>  | <b>Assessment Taken (yes/No)<br/><br/>(Quiz/Graded Test/ Viva/Group Discussion</b>  | <b>Mode of Teaching &amp; Additional Links Video / PPT Provided to Supplements the TeachingSubject</b>   |
|------------------------------------|---|---|---|--|
| ENGLISH<br><br>Ms. Nayyer A Khan   | Below mentioned topics have been covered during this week.<br>3-THE LITTLE GIRL<br>2-WIND<br>Question and answers,word meanings and book exercises.<br><br>[I submitted my lesson plan on this topic and followed the guidelines that were mentioned in it.]<br>[I assigned homework as per norms based on this lesson] | Online classes have been conducted during this week.Links are<br><a href="https://drive.google.com/file/d/1n16p3roHJ3GAB2rm0yamG6HathZMhU2q/view?usp=drive_web&amp;authuser=1">https://drive.google.com/file/d/1n16p3roHJ3GAB2rm0yamG6HathZMhU2q/view?usp=drive_web&amp;authuser=1</a><br><a href="https://drive.google.com/file/d/18f9mV7sRWPTUEVttsIWK7xZaAwn2z8yh/view?usp=drive_web&amp;authuser=1">https://drive.google.com/file/d/18f9mV7sRWPTUEVttsIWK7xZaAwn2z8yh/view?usp=drive_web&amp;authuser=1</a> | Through written assignment [Classwork and Homework]<br><a href="https://classroom.google.com/c/OTMxMzAzMTIyOTRa/a/MzY0NTE2MzAwNDc3/details">https://classroom.google.com/c/OTMxMzAzMTIyOTRa/a/MzY0NTE2MzAwNDc3/details</a><br>WEEKLY QUIZ-V LINK- <a href="https://forms.gle/KGN2XgQWPaePF2r96">https://forms.gle/KGN2XgQWPaePF2r96</a> | Explanations through Online classes were done.<br>Assignments to note were sent through screenshot images and pdf file and uploaded .Self prepared notes of the chapter provided .<br><br>Assignments have been shared on Google Classroom and whatsapp group. |

|   |   |  |  |  |
|---|---|--|--|--|
| <p>PHYSICS</p> <p>Mr. Rajeev Tripathi</p> | <p>Chapter-11- Force and Laws of motion</p>           | <p>Explanation through Online lectures and links of recordings shared on Google classroom. Like are below:<br/> <a href="https://drive.google.com/file/d/1T3VJwgOtcCxgk0NoyVTxtA7G6f2WOU/M/view?usp=drive_web&amp;authuser=0">https://drive.google.com/file/d/1T3VJwgOtcCxgk0NoyVTxtA7G6f2WOU/M/view?usp=drive_web&amp;authuser=0</a><br/> <a href="https://drive.google.com/file/d/1SPoZ371vlyHeHHQjd12S_8bH109I-YvR/view?usp=drive_web&amp;authuser=0">https://drive.google.com/file/d/1SPoZ371vlyHeHHQjd12S_8bH109I-YvR/view?usp=drive_web&amp;authuser=0</a></p> | <p>Through assignment and Physics quiz .</p> <p><a href="https://classroom.google.com/c/OTMxMzAzMTIyOTRa/a/MzU3NTUyMzg1ODQy/details">https://classroom.google.com/c/OTMxMzAzMTIyOTRa/a/MzU3NTUyMzg1ODQy/details</a></p> <p><a href="https://classroom.google.com/c/OTMxMzAzMTIyOTRa/p/MzY1OTE3Mzk1Mjk0/details">https://classroom.google.com/c/OTMxMzAzMTIyOTRa/p/MzY1OTE3Mzk1Mjk0/details</a></p>   | <p>Explanation through Online classes were done.</p>   |
| <p>CHEMISTRY</p> <p>Mr. Anil Tiwari</p>   | <p><b>Unit-2 Is Matter around us Pure Topics-</b></p> | <p>Links ,notes and assignments of <b>Unit-2 Is Matter around us Pure</b> have been uploaded on Google classroom.</p> <p>I submitted my lesson plan on this topic and followed the guidelines that were mentioned in it</p> <p>I assigned homework as per norms based on this lesson.</p>  | <p>Assessment has been done through assignment &amp; intext questions <b>Unit-2 Is Matter around us Pure Pdf Link-</b></p> <p><a href="https://drive.google.com/file/d/1JgFh0xkzmp1jq5p0DR8kWxCZqw7M6iZs/view?usp=drive_web&amp;authuser=0">https://drive.google.com/file/d/1JgFh0xkzmp1jq5p0DR8kWxCZqw7M6iZs/view?usp=drive_web&amp;authuser=0</a></p> <p><a href="https://drive.google.com/file/d/1Qr0nYX9EIOIHKcrLFw7DiyO4c-psmKtG/view?usp=drive_web&amp;authuser=0">https://drive.google.com/file/d/1Qr0nYX9EIOIHKcrLFw7DiyO4c-psmKtG/view?usp=drive_web&amp;authuser=0</a></p> | <p><b>Live Class Link-</b></p> <p><a href="https://drive.google.com/file/d/1RGF8XHPHczLUWnMfKVIV0C1YZyKMGeKY/view?usp=drive_web&amp;authuser=0">https://drive.google.com/file/d/1RGF8XHPHczLUWnMfKVIV0C1YZyKMGeKY/view?usp=drive_web&amp;authuser=0</a></p> <p><a href="https://drive.google.com/file/d/18Q3C8GGZu1tgpDNDpiECoby86Aj7INAK/view?usp=drive_web&amp;authuser=0">https://drive.google.com/file/d/18Q3C8GGZu1tgpDNDpiECoby86Aj7INAK/view?usp=drive_web&amp;authuser=0</a></p> |

|  |  |   |   |  |
|--|--|---|---|--|
| <p>MATHEMATICS</p> <p>Mr. Syed Saeed Ahmed</p> | <p>Chapter 6 lines and angles</p>  | <p>Explanation through ONLINE lectures and links of recordings shared on Google classroom. Like are below:<br/> <a href="https://drive.google.com/file/d/1QE7GENO8EdjjMcm0pmh4hCPnG4JV99OL/view?usp=sharing">https://drive.google.com/file/d/1QE7GENO8EdjjMcm0pmh4hCPnG4JV99OL/view?usp=sharing</a><br/> <a href="https://drive.google.com/file/d/1nf5rXTXwKA9oKBvySQecS0GJ0uiYLx_A/view?usp=sharing">https://drive.google.com/file/d/1nf5rXTXwKA9oKBvySQecS0GJ0uiYLx_A/view?usp=sharing</a><br/> <a href="https://drive.google.com/file/d/1qfj0pxQSZK85k7TyzB20DMThI85BHzX6/view?usp=sharing">https://drive.google.com/file/d/1qfj0pxQSZK85k7TyzB20DMThI85BHzX6/view?usp=sharing</a></p> | <p>Through daily home assignments</p>                                       | <p>Explanation through ONLINE CLASS.</p>                                 |
| <p>BIOLOGY</p> <p>Ms. Uzma Abbasi</p>          | <p><b>Plant Tissue</b></p>   | <p><a href="https://drive.google.com/file/d/1h2YFMqX40i26C-FXPx0qHU5epugI8fCG/view?usp=sharing">https://drive.google.com/file/d/1h2YFMqX40i26C-FXPx0qHU5epugI8fCG/view?usp=sharing</a></p>  | <p>Through class and home assignments</p>                                   | <p>Explanation through Online classes were done.</p>                     |
| <p>PE</p> <p>Nitin kumar Jaiswal</p>           | <p>No class as per the schedule.</p>   |   |   |  |
| <p>Computer</p> <p>Ankur Sharma</p>            | <p>Exercise of the Session 3 Input, Output, Memory and storage devices of a computer system, Working with mouse and keyboard on Windows OS</p> | <p><a href="https://drive.google.com/file/d/1NQk7dhBDTLjmOrqTKGj8i8F-tm6keJ8/view?usp=sharing">https://drive.google.com/file/d/1NQk7dhBDTLjmOrqTKGj8i8F-tm6keJ8/view?usp=sharing</a></p>  | <p>Students will write the question answer in your class work notebook.</p> | <p>Explanation was given by through live classes as per the schedule</p> |

|  |   |  |  |  |
|--|---|--|--|--|
|  | <p>Definition of Operating System, Types of Operating system: CLI, GUI</p> <p>Features of Operating System</p> <p>Functions of an Operating System</p> <p>Working with mouse and keyboard</p>   | <p><a href="https://drive.google.com/file/d/1zibkdRIMBWEniWb6qLWHQS-PNql_S7Sk/view?usp=sharing">https://drive.google.com/file/d/1zibkdRIMBWEniWb6qLWHQS-PNql_S7Sk/view?usp=sharing</a></p> |  |  |
|  | <p>Files and folders</p> <p>Creating folders</p> <p>Finding files and folders</p> <p>To find a File or Folder</p> <p>Opening / Viewing Files and Folders</p> <p>Renaming files and folders</p> <p>Moving /Copying a File or Folder</p> <p>Deleting a File and folders</p> | <p><a href="https://drive.google.com/file/d/1v7tBabCHYYzGyhOSWxnIGCnDhSLVpA3Q/view?usp=sharing">https://drive.google.com/file/d/1v7tBabCHYYzGyhOSWxnIGCnDhSLVpA3Q/view?usp=sharing</a></p> |  |  |

|  |   |  |   |   |
|--|---|--|---|---|
| <p>HINDI</p> <p>Ms. Anuradha Shrivastava</p>   | <p>पाठ- मियाँ नसीरूद्दीन</p> <p>वाचन शब्दार्थ समझाना अभ्यास प्रश्न</p>                              | <p>ऑनलाइन क्लास</p> <p><a href="https://drive.google.com/file/d/1uEV-lAjF9BCk-c0t-ORfN0EZ2YiquP_6/view?usp=drivesdk">https://drive.google.com/file/d/1uEV-lAjF9BCk-c0t-ORfN0EZ2YiquP_6/view?usp=drivesdk</a></p> <p><a href="https://drive.google.com/file/d/1nBQEc8cIZHOBb_GibhX_r2yR4Rv2A9mq/view?usp=drivesdk">https://drive.google.com/file/d/1nBQEc8cIZHOBb_GibhX_r2yR4Rv2A9mq/view?usp=drivesdk</a></p> <p><a href="https://drive.google.com/file/d/1v7jD3yx1xK7Vw_AJVA9hfCFJUkZAKq-lt/view?usp=drivesdk">https://drive.google.com/file/d/1v7jD3yx1xK7Vw_AJVA9hfCFJUkZAKq-lt/view?usp=drivesdk</a></p> | <p>हाँ कक्षाकार्य तथा गृहकार्य के द्वारा</p>  | <p>पाठ का वाचन कार्य किया। कठिन शब्दों के अर्थ बताए। पाठ समझाया, संबंधित प्रश्न पूछे तथा बताए। पाठ से संबंधित अभ्यास प्रश्न पूछे, समझाए तथा लिखवाए।</p> |
| <p>Evidences</p>   | <p>English</p>   | <p>Physics</p>    | <p>Mathematics</p>  | <p>Biology</p>   |
| <p>Chemistry-</p>  | <p>Computer</p>  | <p>Hindi</p>   |   |   |



## मियाँ नसीरुद्दीन

साहबों, उस दिन अपन मटियामहल की तरफ से न गुजर जाते तो राज और कला के हजारों-हजार मसीहों के भूम-पद्मके में नानवाइयों के नसीरुद्दीन को कैसे तो पहचानते और कैसे उठाते तुरफ़ उनके भारी-भरदार हुआ यह कि हम एक दुपहरी जामा मस्जिद के आगे पहुँचि गये। मुहल्ले की ओर निकल गए। एक जिहादत मामूली मिनट से दुकाँ पर का डेर सन्ते देख टिठके। सोचा, सेवइयों की तेज होगी, पर पछने पर खानदानी नानवाई मियाँ नसीरुद्दीन को दुकान पर खड़े हैं। मियाँ मश किस्म की पोटियो बनाने के लिए।

हमने जो अंदर झाँका तो पाया, मियाँ चारपाई पर बैठे बीड़ी का म जोसमों की मार से पकाँ चेहरा, आँखों में काइयों भोलापन और पेशाने कारीगर के तेवर।

हमें गहक समझे मियाँ ने नजर उठाई- 'फरमाइए।'   
दियेक से कहा- 'आपसे कुछ एक सवाल पूछने थे-आपको क्या मियाँ नसीरुद्दीन ने पंचहजारी अंदाज से सिर हिलाना- 'मियाँ के पर यह तो कहिए, आपको पछना क्या है?'

मियाँ धुरकर देखा और जोड़ा- 'मियाँ, कहीं अखबारनवीस तो नहीं खोजियों को खुराफत है। हम तो अखबार बनानेवाले और अखबार पर