

**WEEKLY REPORT ON GOOGLE CLASSROOM  
CLASS-VII  
DATE FROM 23rd AUGUST To 27th AUGUST 2021**

Students of Class VII were provided the following Online Classes, notes, worksheets and assignments and other online academic materials such as YouTube links to enhance the learning outcome.

Class Teacher: Anuradha Shrivastava

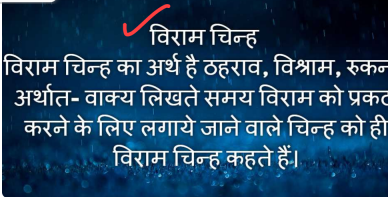
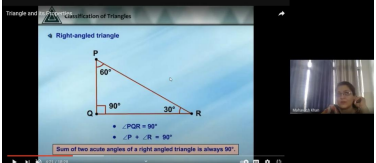
SUBJECT AND SUBJECT TEACHER	TOPICS COVERED	LINK /ASSIGNMENT  UPLOADED ON GOOGLE CLASSROOM	ASSESSMENT TAKEN (YES/NO)  (QUIZ/GRADED TEST/VIVA/GOOG LE FORM/GROUP DISCUSSION)	MODE OF TEACHING AND ADDITIONAL LINKS  VIDEO/PPT PROVIDED TO SUPPLEMENT THE TEACHING
ENGLISH	NOT CONDUCTED THE CLASSES	----	----	----
HINDI  MS.ANURA DHA SHRIVASTA VA	पाठ- . विराम चिह्न  [I submitted my lesson plan on this topic and followed the guidelines that were mentioned in it.] [I assigned homework as per norms based on this lesson]	ऑनलाइन क्लास  <a href="https://photos.app.goo.gl/tU4b3rh22oe6zY3h7">https://photos.app.goo.gl/tU4b3rh22oe6zY3h7</a>  <a href="https://photos.app.goo.gl/AhcgSDF7zNqhmgy8">https://photos.app.goo.gl/AhcgSDF7zNqhmgy8</a>	हाँ (कक्षाकार्य और गृहकार्य के द्वारा)	विराम चिह्न समझाए। उनका प्रयोग समझाया। उदाहरणों के द्वारा अभ्यास करवाया तथा गृह कार्य दिया।

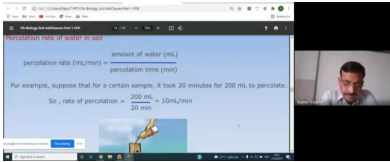
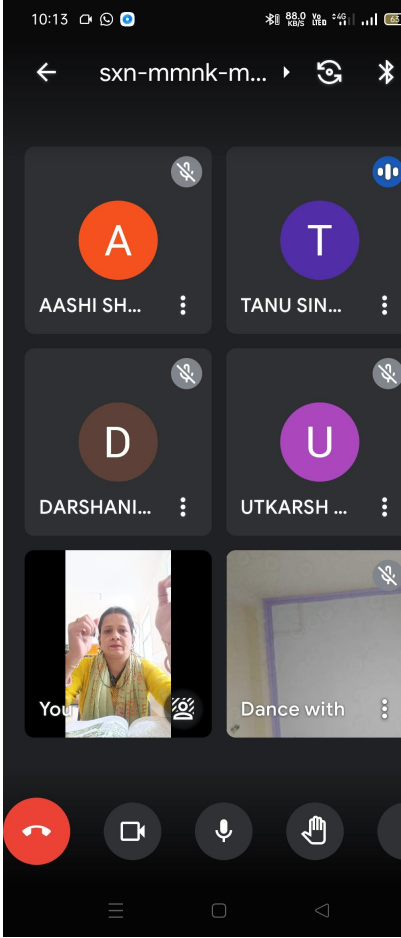

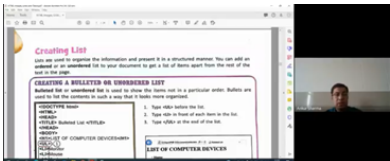
<p><b>MATHEMATICS</b></p> <p><b>MS. MAHAVASH KHAN</b></p>	<p>I submitted my lesson plan on this topic and followed the guidelines that were mentioned in it.] [I assigned homework as per norms based on this lesson]</p> <p>Ch: The triangle and it's properties</p>	<p>Online classes have been conducted during this week and links were uploaded on Google Classroom</p> <p><a href="https://drive.google.com/file/d/1fti4CfMHGCrfGXBRwqs9P3T_pFZq3XoH/view?usp=drivesdk">https://drive.google.com/file/d/1fti4CfMHGCrfGXBRwqs9P3T_pFZq3XoH/view?usp=drivesdk</a></p> <p><a href="https://drive.google.com/file/d/1TUEPSWXQ6cvzsxZemE0_6OhvjC17o2bY/view?usp=drivesdk">https://drive.google.com/file/d/1TUEPSWXQ6cvzsxZemE0_6OhvjC17o2bY/view?usp=drivesdk</a></p> <p><a href="https://drive.google.com/file/d/1f_C3LkMjrGSDbdltzJ1rjGqJpcyq-BCp/view?usp=drivesdk">https://drive.google.com/file/d/1f_C3LkMjrGSDbdltzJ1rjGqJpcyq-BCp/view?usp=drivesdk</a></p> <p><a href="https://drive.google.com/file/d/1kYSTxbCsb81qkW0xkGkRG70GuC6rdVgQ/view?usp=drivesdk">https://drive.google.com/file/d/1kYSTxbCsb81qkW0xkGkRG70GuC6rdVgQ/view?usp=drivesdk</a></p>	<p>Through written assignment [Classwork and Homework] and quiz</p> <p><a href="https://forms.gle/P6j4JKFACB56NhRM7">https://forms.gle/P6j4JKFACB56NhRM7</a></p>	<p>Explained through live classes conducted on google classroom</p>
<p><b>SCIENCE</b></p> <p><b>MR. RAJEEV TRIPATHI</b></p>	<p>Chapter-10- Soil</p> <p>[I submitted my lesson plan on this topic and followed the guidelines that were mentioned in it.]</p>	<p>Online classes have been conducted during this week and links were uploaded on Google Classroom</p> <p><a href="https://drive.google.com/file/d/1tskPs">https://drive.google.com/file/d/1tskPs</a></p>	<p>Through written assignment [Classwork and Homework]</p> <p><a href="https://classroom.google.com/c/MTA5MTM4MDkxNjM5/a/Mzg0">https://classroom.google.com/c/MTA5MTM4MDkxNjM5/a/Mzg0</a></p>	<p>Explained through live classes conducted on google class meet.</p> <p>Link of Science quiz.</p> <p><a href="https://classroom.google.com/c/MTA5MTM4MDkxNjM5/p/Mzg1N">https://classroom.google.com/c/MTA5MTM4MDkxNjM5/p/Mzg1N</a></p>

	[I assigned homework as per norms based on this lesson]	<a href="https://drive.google.com/file/d/1Ou4bZg2Gsmr_vHBpz_tCoWZ37w_ixN6lF/view?usp=drive_web&amp;authuser=0">jc67FwnB35Bf5LKJ5wdk6X1La6j/view?usp=drive_web&amp;authuser=0</a> <a href="https://drive.google.com/file/d/1FgBnMpbYr5esrAVDEbnCpYrJB5DOvn6B/view?usp=drive_web&amp;authuser=0">https://drive.google.com/file/d/1FgBnMpbYr5esrAVDEbnCpYrJB5DOvn6B/view?usp=drive_web&amp;authuser=0</a>	<a href="https://drive.google.com/file/d/1Ou4bZg2Gsmr_vHBpz_tCoWZ37w_ixN6lF/view?usp=drive_web&amp;authuser=0">OTg2Mjg3MDQw/details</a>	<a href="https://drive.google.com/file/d/1Ou4bZg2Gsmr_vHBpz_tCoWZ37w_ixN6lF/view?usp=drive_web&amp;authuser=0">TQ3MzEwNzgz/details</a>
<b>SOCIAL SCIENCE</b> <b>MS.RASHMI SONI</b>	. Growing up as Boys and girls The differentiation among the girls and boys and girls in the society .How we can bring equality in girls and boys.	Online classes Online classes were conducted and assignments have been shared on Google Classroom and whatsapp group been conducted during this week and links were uploaded on Google Classroom	Through written assignment [Classwork and Homework Home assignment given through Google classroom and questions and answers were uploaded in the class group.	Explained through live classes conducted on google class meet .and all the work is given to them in the Google classroom.
<b>SANSKRIT</b> <b>MS.ANURADHA SHRIVASTAVA</b>	व्याकरण अपठित गद्यांश वाचन अनुवाद अभ्यास प्रश्न	ऑनलाइन क्लास  <a href="https://meet.google.com/zyj-ibcz-kzt">https://meet.google.com/zyj-ibcz-kzt</a> <a href="https://drive.google.com/file/d/1PAMOCYtVYUyt-p0I4FiWFSZmfhe42KJ/view?usp=drivesdk">https://drive.google.com/file/d/1PAMOCYtVYUyt-p0I4FiWFSZmfhe42KJ/view?usp=drivesdk</a>	हाँ (कक्षाकार्य और गृहकार्य के द्वारा)	अपठित गद्यांश का वाचन कार्य कराया अनुवाद समझाया तथा संबंधित प्रश्न पूछे तथा समझाए।

<p><b>COMPUTER</b></p> <p><b>MR. ANKUR SHARMA</b></p>	<p>Image attribute: border, align, height, width, hspace</p> <p>List in HTML, Types of List: Ordered and Unordered list with practical implementation</p>	<p><a href="https://drive.google.com/file/d/1_UXL_PDu-S_8AuS5_eQzMsLRkfMKzg/HU/view?usp=sharing">https://drive.google.com/file/d/1_UXL_PDu-S_8AuS5_eQzMsLRkfMKzg/HU/view?usp=sharing</a></p>	<p>Assignment: Execute all the html code which is explained in the live class.</p>	<p>Explanation was given through online classes as per the schedule.</p>
<p><b>ART/CRAFT</b></p> <p><b>MS. ANMOL KHAN</b></p>	<p>NOT CONDUCTED THE CLASS</p>	<p>-----</p>	<p>-----</p>	<p>-----</p>

## EVIDENCES

ENGLISH	HINDI	MATHS
<p>NOT CONDUCTED THE CLASSES</p>	<p></p> <p><b>विराम चिन्ह:</b></p> <p>विराम चिन्ह का अर्थ है ठहराव, विश्राम, रुकना। अथवा वाक्य लिखते समय विराम को प्रकट करने के लिए लगाये जाने वाले चिन्ह को ही विराम चिन्ह कहते हैं।</p> <p>or</p> <p><b>विराम का अर्थ:</b> विराम का अर्थ है 'रुकना' या 'ठहरना' अर्थात् वाक्य को लिखते अथवा बोलते समय बीच-बीच में थोड़ा-बहुत रुकना पड़ता है जिससे भाषा स्पष्ट और अर्थवान एवं भावपूर्ण हो जाती है। लिखित भाषा में इ</p>	<p></p>

SCIENCE	SST	SANSKRIT
		
COMPUTER	ART	
	NOT CONDUCTED THE CLASS	

**REPORT SUBMITTED BY  
ANURADHA SHRIVASTAVA**