

## WEEKLY REPORT ON GOOGLE CLASSROOM CLASS-VIII

DATE FROM 16<sup>th</sup> August To 21<sup>st</sup> August 2021

Students of Class VIII were provided the following Online Classes, notes, worksheets and assignments and other online academic materials such as YouTube links to enhance the learning outcome.

Class Teacher: Ankur Sharma

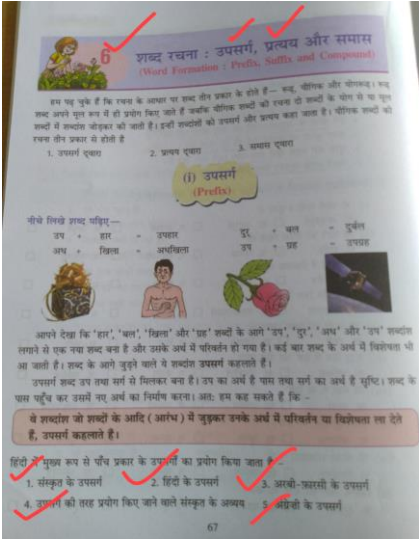
SUBJECT AND SUBJECT TEACHER	TOPICS COVERED	LINK /ASSIGNMENT UPLOADED ON GOOGLE CLASSROOM	ASSESSMENT TAKEN (YES/NO)  (QUIZ/GRADED TEST/VIVA/GOOGL E FORM/GROUP DISCUSSION)	MODE OF TEACHING AND ADDITIONAL LINKS  VIDEO/PPT PROVIDED TO SUPPLEMENT THE TEACHING
ENGLISH  Ms NAYYER A KHAN	Below mentioned topics were covered during this week. 1-THE THREE QUESTIONS 2-HARVEST HYMN 3-THE GUESTS BOOK EXERCISES [I submitted my lesson plan on this topic and followed the guidelines that were mentioned in it.] [I assigned homework as per norms based on this lesson]	Online classes have been conducted during this week and links were uploaded on Google Classroom. <a href="https://drive.google.com/file/d/1dj1igC0eo62UKpzwldVkJKsf-UGPKh/view?usp=drive_web&amp;authuser=1">https://drive.google.com/file/d/1dj1igC0eo62UKpzwldVkJKsf-UGPKh/view?usp=drive_web&amp;authuser=1</a> <a href="https://drive.google.com/file/d/1Havu1zXJWU1HOcuPXPTIHITgfIqwQLpj/view?usp=drive_web&amp;authuser=1">https://drive.google.com/file/d/1Havu1zXJWU1HOcuPXPTIHITgfIqwQLpj/view?usp=drive_web&amp;authuser=1</a> <a href="https://drive.google.com/file/d/1QZ7TYkkN95poy1ZzJp2yxRPD3c0MncSe/view?usp=drive_web&amp;authuser=1">https://drive.google.com/file/d/1QZ7TYkkN95poy1ZzJp2yxRPD3c0MncSe/view?usp=drive_web&amp;authuser=1</a>	Through written assignment, Book exercise [Classwork and Homework] <a href="https://classroom.google.com/c/OTAwMzExODkyMzRa/a/MzgwMjI0MDc4NDkx/details">https://classroom.google.com/c/OTAwMzExODkyMzRa/a/MzgwMjI0MDc4NDkx/details</a> WEEKLY QUIZ- <a href="https://forms.gle/DZwgNRXwNC63PGL57">https://forms.gle/DZwgNRXwNC63PGL57</a>	Explanations through Online classes were done. Assignments to note were sent through screenshot images and pdf file and uploaded .Self prepared notes of the chapter provided. Online classes were conducted and assignments have been shared on Google Classroom and whatsapp group

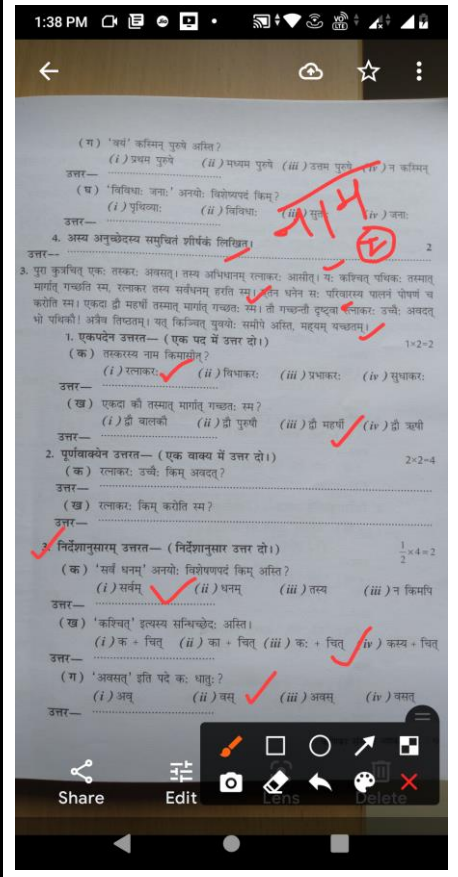
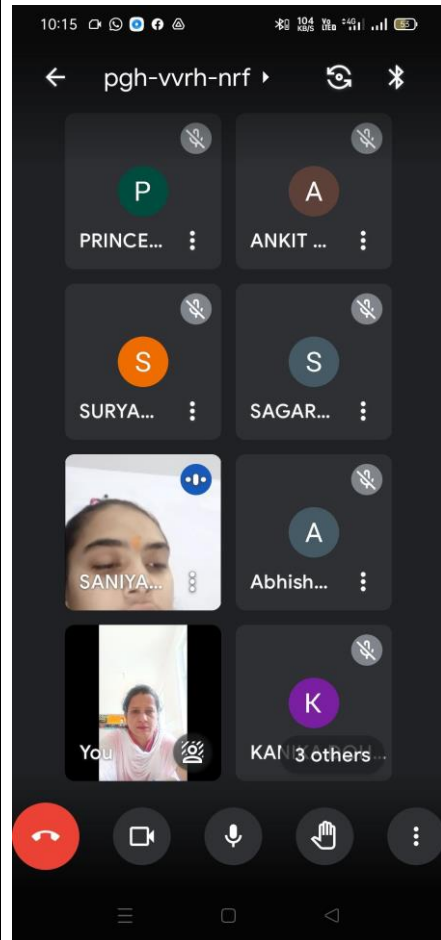
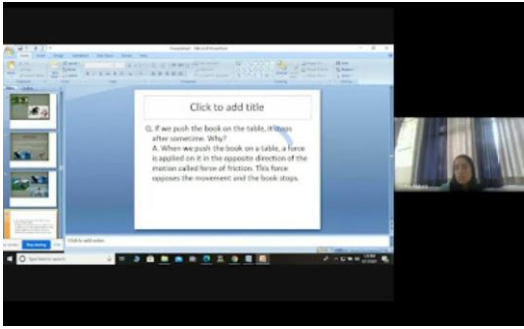
<p><b>SOCIAL SCIENCE</b></p> <p>Ms. Rashmi Soni</p>	<p>Democratic politics:- Judiciary Role of the judiciary, independent judiciary, structure of courts in India, branches of the legal system. about supreme court, high court, and lower court.</p>	<p><a href="https://meet.google.com/pgh-vvrh-nrf">https://meet.google.com/pgh-vvrh-nrf</a></p> <p><a href="https://meet.google.com/mnt-ciww-nej">https://meet.google.com/mnt-ciww-nej</a></p>	<p>Yes Assessment taken in the class in the form of oral test and questions discussion. also assignment is taken by giving them work to do from home.</p>	<p>The links and work is uploaded in the Google classroom.</p>
<p><b>HINDI</b></p> <p>Ms. Anuradha Shrivastava</p>	<p><b>व्याकरण पाठ- शब्दरचना</b> <b>उपसर्ग तथा प्रत्यय</b></p>	<p><b>ऑनलाइन क्लास</b></p> <p><a href="https://drive.google.com/file/d/18xU7zPKgHrW/SJQifTBDNo3SGirsMLrAA/view?usp=drivesdk">https://drive.google.com/file/d/18xU7zPKgHrW/SJQifTBDNo3SGirsMLrAA/view?usp=drivesdk</a></p> <p><a href="https://drive.google.com/file/d/1wv0abl9J-0CPOdEUIVJMiyM1cJWIF-4L/view?usp=drivesdk">https://drive.google.com/file/d/1wv0abl9J-0CPOdEUIVJMiyM1cJWIF-4L/view?usp=drivesdk</a></p>	<p><b>हाँ, कक्षा कार्य तथा गृह कार्य के द्वारा</b></p>	<p>उपसर्ग तथा प्रत्यय की परिभाषा समझाई। दिए गए प्रत्यय तथा उपसर्ग से शब्द बनाए तथा शब्दों में से मूल शब्द तथा उपसर्ग तथा मूल शब्द और प्रत्यय अलग करना सिखाया।</p>
<p><b>SANSKRIT</b></p> <p>Ms. Anuradha Shrivastava</p>	<p><b>व्याकरण</b> <b>अपठित गद्यांश</b></p>	<p><b>ऑनलाइन क्लास</b></p> <p><a href="https://drive.google.com/file/d/1xmNJqo422stfhLj6_sh7ro_oq4N-CosW/view?usp=drivesdk">https://drive.google.com/file/d/1xmNJqo422stfhLj6_sh7ro_oq4N-CosW/view?usp=drivesdk</a></p> <p><a href="https://drive.google.com/file/d/1y4exgNteb0MvCyA7OwzxSmO6MZINj_r6/view?usp=drivesdk">https://drive.google.com/file/d/1y4exgNteb0MvCyA7OwzxSmO6MZINj_r6/view?usp=drivesdk</a></p>	<p><b>हाँ, कक्षा कार्य तथा गृह कार्य के द्वारा</b></p>	<p>अपठित गद्यांश का अनुवाद समझाया तथा संबंधित प्रश्न पूछे और समझाए।</p>
<p><b>SCIENCE</b></p> <p>Ms. Uzma Abbasi</p>	<p>Advantages and disadvantages of friction and how to increase and reduce friction</p>	<p><a href="https://drive.google.com/file/d/1kpz12AOrYtjqC3x1Qri-NiFFdIp4Zn2r/view?usp=drive_web">https://drive.google.com/file/d/1kpz12AOrYtjqC3x1Qri-NiFFdIp4Zn2r/view?usp=drive_web</a></p> <p><a href="https://drive.google.com/file/d/1dZowXZOIXLxGJcdal-bmDu77CuPZZoDN/view?usp=drive_web">https://drive.google.com/file/d/1dZowXZOIXLxGJcdal-bmDu77CuPZZoDN/view?usp=drive_web</a></p>	<p>Through written assignment, Book exercise [Classwork and Homework]</p>	<p>Explanations through Online classes were done.</p> <p><a href="https://youtu.be/IifQnky2R1U">https://youtu.be/IifQnky2R1U</a></p>

		<a href="https://drive.google.com/file/d/11qPfSg9FDtCefGSIRPuZge0_vvUgQdcK/view?usp=drive_web">https://drive.google.com/file/d/11qPfSg9FDtCefGSIRPuZge0_vvUgQdcK/view?usp=drive_web</a>		
<b>MATHEMATICS</b>  <b>Mr. Syed Saeed Ahmed</b>	Chapter 6 Square and square roots Chapter 7 Cubes and cube roots	Online classes have been conducted during this week and links were uploaded on Google Classroom..  <a href="https://drive.google.com/file/d/1c6nwgcnwWHDT1zXJED7LUB1itu-9zy2/view?usp=sharing">https://drive.google.com/file/d/1c6nwgcnwWHDT1zXJED7LUB1itu-9zy2/view?usp=sharing</a>  <a href="https://drive.google.com/file/d/1fupwOjNUGn1O0wzp6JuQq6JcxECx-QMQ/view?usp=sharing">https://drive.google.com/file/d/1fupwOjNUGn1O0wzp6JuQq6JcxECx-QMQ/view?usp=sharing</a>  <a href="https://drive.google.com/file/d/1aiRb1kB5VAYRPHiGAsgWXHPC7n0Sh1Nn/view?usp=sharing">https://drive.google.com/file/d/1aiRb1kB5VAYRPHiGAsgWXHPC7n0Sh1Nn/view?usp=sharing</a>	Through written assignment [Classwork and Homework]	Online classes were conducted and assignments have been shared on Google Classroom and whatsapp group
<b>COMPUTER</b>  <b>Mr. Ankur sharma</b>	Exercise of the chapter 1: Computer Network  1. Definition of Database  a. Introduction to MS Access Database  b. Components of MS Access  2. How to create new	<a href="https://drive.google.com/file/d/1SIywBkyok65BaIpqf0yB1sTRQHrjCrva/view?usp=sharing">https://drive.google.com/file/d/1SIywBkyok65BaIpqf0yB1sTRQHrjCrva/view?usp=sharing</a>  <a href="https://drive.google.com/file/d/13fKVHg3N1P7ZpDLGS8TDrpkISX6X3Ynf/view?usp=sharing">https://drive.google.com/file/d/13fKVHg3N1P7ZpDLGS8TDrpkISX6X3Ynf/view?usp=sharing</a>	Through written assignment, Book exercise	Explanation was given through live classes as per the schedule.

	<p>database and table in access</p> <p>3. How to open existing database</p>			
<p>Art</p> <p>Ms. Anmol Mam</p>	<p>No class due to preparation of bulletin board charts</p>			

## Evidences for reference

HINDI	ENGLISH	MATHS
		
SCIENCE	SST	SANSKRIT



**COMPUTER**

**ART**

