



REPORT ON GOOGLE CLASSROOM

CLASS-XII COMMERCE

DATE FROM 31ST Aug To 10TH Sep 2021

Students of Class XII COMMERCE were provided the following Online Classes, notes, worksheets and assignments and other online academic materials such as YouTube links to enhance the learning outcome.

Class Teacher: Pratiksha Sharma


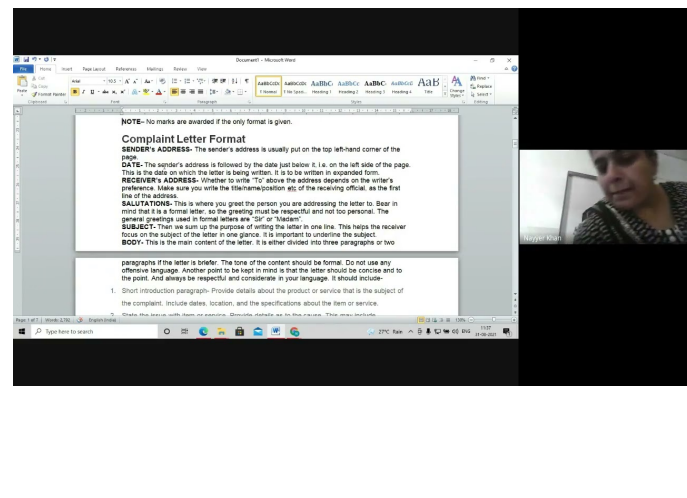
| SUBJECT AND SUBJECT TEACHER | TOPICS COVERED | LINK /ASSIGNMENT UPLOADED ON GOOGLE CLASSROOM | ASSESSMENT TAKEN (YES/NO) (QUIZ/GRADED TEST/VIVA/GOOGL E FORM/GROUP DISCUSSION) | MODE OF TEACHING AND ADDITIONAL LINKS VIDEO/PPT PROVIDED TO SUPPLEMENT THE TEACHING |
|-----------------------------------|---|--|---|--|
| ENGLISH Ms NAYYER A KHAN | Below mentioned topics have been covered during this week. THE RATTRAP LETTER WRITING [I submitted my lesson plan on this topic and followed the guidelines that were mentioned in it.] [I assigned homework as per norms based on this lesson] | Online and offline classes were conducted and posted on Google Classroom. Links are- https://drive.google.com/file/d/1qdITyVVITxkV7ohEIKI/OUQNGCQzuoel/view?usp=drive_web&authuser=3 | Through written assignment [Classwork and Homework] https://classroom.google.com/c/ODk2MDE5NTMwMjla/a/MzkyNTI0ODUyNjEx/details Weekly Quiz- https://forms.gle/Wvcu9QvmWeXa8Syj7 | Explanations through Online classes were done. Assignments to note were sent through screenshot images and pdf file and uploaded .Self prepared notes of the chapter provided . Online classes were conducted and assignments have been shared on Google Classroom and whatsapp group. |

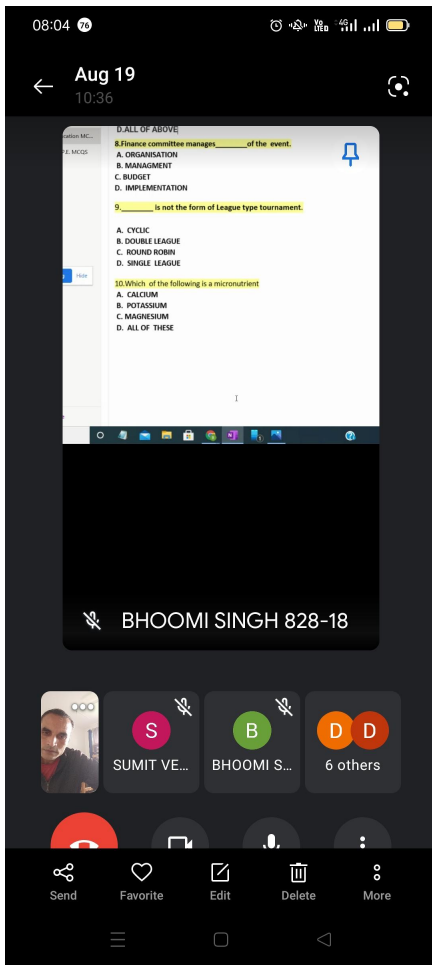
| | | | | |
|--|--|---|--|--|
| <p>ACCOUNTANCY</p> <p>Ms. PRATIKSHA SHARMA</p> | <p>Below mentioned topics have been covered during this week</p> <p>Accounting for Company - Accounts for share capital Journal Entries for issue of shares Call in Arrear and Call in Advance</p> | <p>Online classes were conducted and posted on Google Classroom. Links are-</p> <p>https://drive.google.com/file/d/1hEAieGhGNizebPq23fnaXibgoEr6MIAB/view?usp=sharing https://drive.google.com/file/d/1OWHlzfzqHBCkpvb1WD7e_dKR_45h3DFkf/view?usp=sharing https://drive.google.com/file/d/1F9L1owVltLYTV66-DV-kPUCmNNhjX6-q/view?usp=sharing https://drive.google.com/file/d/1IXAG2XSoGA5KTfgM7B2rq5ZOOisJk-JM/view?usp=sharing https://drive.google.com/file/d/1Jj1A9ze9eOwtYyqGUXd-ii0zoGO43fO/view?usp=sharing https://drive.google.com/file/d/1BLsT8x7eWW-ln2IEyxxjbWtOOYSfcHQ2/view?usp=sharing https://drive.google.com/file/d/1EnzotJqyQ732kiq5HfhQghNKmiQaTOI9/view?usp=sharing https://drive.google.com/file/d/1ib1CirA_UFcQzAmXgcS6rbzBm-nwv1jb/view?usp=sharing https://drive.google.com/file/d/1AFQ4Q-m3x5qPpVFC40ONpOLFPIs164H8/view?usp=sharing https://drive.google.com/file/d/15RN8s7hd7IPYh08i3_qYUp9LKF50EGat/view?usp=sharing</p> | <p>Through written assignment [Classwork and Homework]</p> <p>https://drive.google.com/file/d/15DoD_ehA6XZeKhAJJVWomNqhCcHDZX4s/view?usp=sharing</p> <p>https://drive.google.com/file/d/1IdPa7BCoB1W3W6PFBUIoAMBE8qyLkC56/view?usp=sharing</p> <p>QUIZ LINK</p> <p>https://docs.google.com/forms/d/15legsPLC5siH88P9WWEmlZltzjV8tsp3QmZjbKMY2eNE/edit?usp=sharing</p> | <p>Explanations through Online classes were done. Assignments to note were sent through screenshot images and pdf file and uploaded .Self prepared notes of the chapter provided . Online classes were conducted and assignments have been shared on Google Classroom and whatsapp group</p> |
| <p>HINDI</p> <p>Mrs. Anuradha</p> | <p>पाठ- नाटक लिखने का व्याकरण पाठ - कैसे लिखें कहानी</p> <p>I submitted my lesson plan on this topic and followed the guidelines that were mentioned in it.] [I assigned homework as per norms based on this lesson]</p> | <p>ऑनलाइन क्लास</p> <p>https://photos.app.goo.gl/deU6EgMoKeGQow9D9</p> <p>https://drive.google.com/file/d/1ymPCTX3bwG4KmO5Z_DIHRaTcKQMeulB/view?usp=drive_sdk</p> | <p>हाँ , कक्षाकार्य तथा गृहकार्य के द्वारा</p> <p>वीकली क्विज़</p> <p>https://docs.google.com/forms/d/1kkasFDSTOijibuQbh9lnKpustp5Xev1SB0ijk0K-VI/edit?usp=drivesdk</p> | <p>पाठों का वाचन कार्य किया तथा उदाहरणों के माध्यम से पाठ समझाया। अभ्यास-प्रश्नों की चर्चा की।</p> |

| | | | | |
|--|---|---|---|---|
| <p>ECONOMICS</p> <p>Ms. RASHMI SONI</p> | <p>Below mentioned topics have been covered during this week.</p> <p>Poverty : introduction of the topic about poverty line causes of poverty, different measures to be taken by the government to control poverty.</p> | <p>Online classes were conducted</p> <p>https://meet.google.com/san-ejsm-kcr</p> <p>https://meet.google.com/hzy-fcod-vid</p> <p>https://meet.google.com/iii-cvmr-dvn</p> | <p>Through written assignment [Classwork and Homework]</p> <p>Whatever taught in class students were written all the explanation part in their note book and extra questions and notes are given for the home assignments.</p> <p>https://forms.gle/VvZQUy6XTgzXeDpf9</p> | <p>.Explanations through Online classes were done. Assignments to note were sent through screenshot images and pdf file and uploaded .Self prepared notes of the chapter provided . Online classes were conducted and assignments have been shared on Google Classroom and whatsapp group</p> |
| <p>BUSINESS STUDIES</p> <p>Ms. PRATIKSHA SHARMA</p> | <p>Below mentioned topics have been covered during this week.</p> <p>Revision</p> <p>Chapter 1 : Nature and Significance of management</p> <p>MCQ PRACTICE</p> | <p>Online classes were conducted and posted on Google Classroom. Links are-</p> <p>https://drive.google.com/file/d/1cl5YIfrNI81vk-_P3qK2u6w-TfB6iAMY/view?usp=sharing</p> <p>https://drive.google.com/file/d/1N8J5bJsuE6G1J7mesBSwU-YfCN2L2BdV/view?usp=sharing</p> <p>https://drive.google.com/file/d/1N8J5bJsuE6G1J7mesBSwU-YfCN2L2BdV/view?usp=sharing</p> <p>https://drive.google.com/file/d/1cl5YIfrNI81vk-_P3qK2u6w-TfB6iAMY/view?usp=sharing</p> | <p>Yes Through class work, homework and quiz</p> <p>Whatever taught in class students were written all the explanation part in their note book and extra questions and notes are given for the home assignments.</p> | <p>Explanation of topics through live classes and PPT was used to explain concepts. Assignments were given in PDF format</p> |

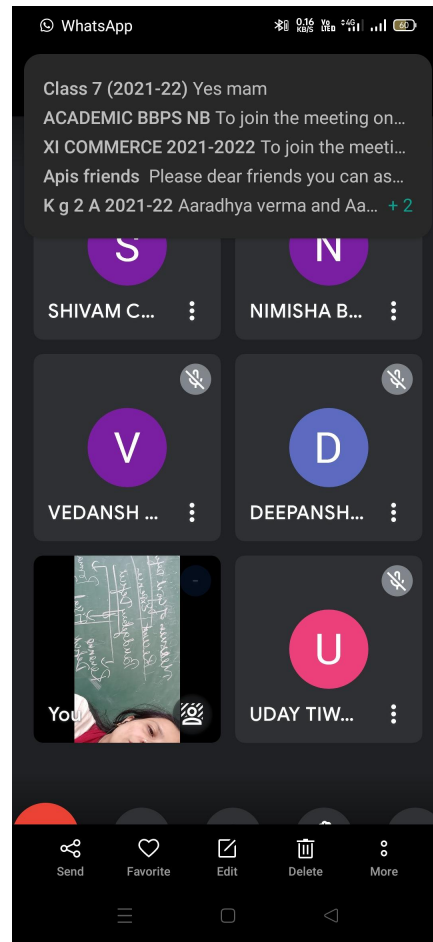

| | | | | |
|--------------------------------------|--|--|---|--|
| <p>P.E.</p> <p>Mr. NITIN JAISWAL</p> | <p>Unit-10 Training in Sports Isometric Exercises Isotonic Exercise Isokinetic Exercise MCQ PRACTICE For H.Y. Exam</p> | <p>Online class has been conducted</p> | <p>Yes Through written assignment [Classwork and Homework], weekly quiz https://quizzory.in/id/613d66580e3e7043def3ad43</p> | <p>Explanation was given through online classes.</p> |
|--------------------------------------|--|--|---|--|

Evidences for reference

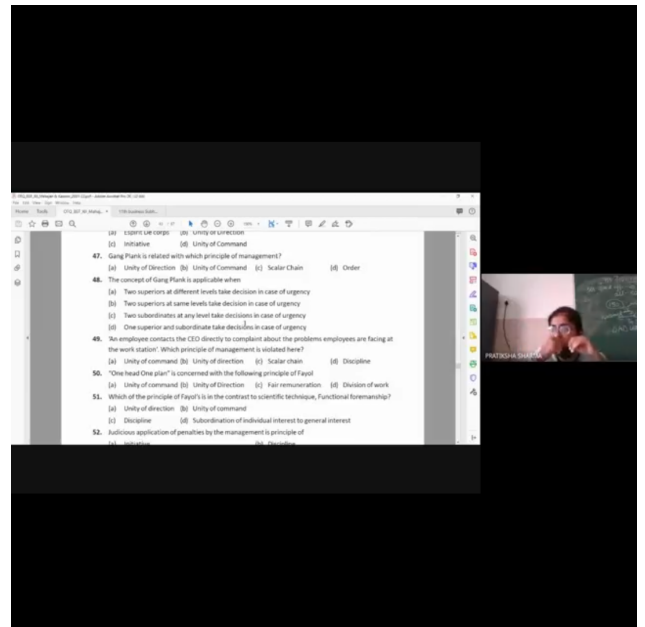
| HINDI | ENGLISH |
|---|--|
|  <p>कैसे लिखें कहानी</p> <p>इस पाठ में...</p> <ul style="list-style-type: none"> कहानी क्या है? कहानी किसे पढ़नी चाहिए? कहानी के तत्व <p>कहानी लिखने एक को मालूम कर लेना पड़ता है। पहले कहानी को जो लेना है, उसको जानना पड़ता है। इस लेख में हम आपको कुछ बातें बताएंगे जो आपको लिखने में मदद कर सकेंगी।</p> <p>-कृष्णा शर्मा शुद्धि करवाया</p> <p>कहानी लिखने का विचार करने से पहले कहानी के संसार और उसके इतिहास पर कुछ ध्यान देना चाहिए। यह कहानी क्या है? उसका अर्थ क्या है? और यह किसे पढ़ना चाहिए? इन बातों को ध्यान में रखकर ही कहानी लिखनी चाहिए।</p> |  <p>NOTE: No marks are awarded if the only format is given.</p> <p>Complaint Letter Format</p> <p>SENDER'S ADDRESS: The sender's address is usually put on the top left-hand corner of the page. This is the data on which the letter is being written. It is to be written in expanded form.</p> <p>DATE: The sender's address is followed by the date (just below it, i.e. on the left side of the page). This is the data on which the letter is being written. It is to be written in expanded form.</p> <p>RECEIVER'S ADDRESS: Whom to write 'To' above the address depends on the writer's preference. Make sure you write the title/name/position etc. of the receiving official, as the first line of the address.</p> <p>SALUTATIONS: This is where you greet the person you are addressing the letter to. Bear in mind that it is a formal letter, so the greeting must be respectful and not too personal. The general greetings used in formal letters are 'Sir' or 'Madam'.</p> <p>SUBJECT: This is the main purpose of writing the letter in one line. This helps the receiver focus on the subject of the letter in one glance. It is important to underline the subject.</p> <p>BODY: This is the main content of the letter. It is either divided into three paragraphs or two paragraphs.</p> <p>PARAGRAPHS: If the letter is longer, the tone of the content should be formal. Do not use any offensive language. Another point to be kept in mind is that the letter should be concise and to the point. And always be respectful and considerate to your language. It should include:</p> <ol style="list-style-type: none"> Short introduction paragraph: Provide details about the product or service that is the subject of the complaint. Include dates, location, and the specifications about the item or service. |
| PE | ECONOMICS |



ACCOUNTANCY



BUSINESS



| | |
|--|--|
| | |
|--|--|