



## WEEKLY REPORT ON GOOGLE CLASSROOM CLASS-VII DATE FROM 16th AUGUST To 21st AUGUST 2021

Students of Class VII were provided the following Online Classes, notes, worksheets and assignments and other online academic materials such as YouTube links to enhance the learning outcome.

Class Teacher: Anuradha Shrivastava


SUBJECT AND SUBJECT TEACHER	TOPICS COVERED	LINK /ASSIGNMENT  UPLOADED ON GOOGLE CLASSROOM	ASSESSMENT TAKEN (YES/NO)  (QUIZ/GRADED TEST/VIVA/GOOG LE FORM/GROUP DISCUSSION)	MODE OF TEACHING AND ADDITIONAL LINKS  VIDEO/PPT PROVIDED TO SUPPLEMENT THE TEACHING
<b>ENGLISH</b>  <b>Ms NAYYER A KHAN</b>	Below mentioned topics were covered during this week. 1-Notice Writing 2-Determiners Worksheet C1 to C4. [I submitted my lesson plan on this topic and followed the guidelines that were mentioned in it.] [I assigned homework as per norms based on this lesson]	Online classes have been conducted during this week and links were uploaded on Google Classroom. <a href="https://meet.google.com/gjk-czgp-rqq?authuser=1&amp;hs=179">https://meet.google.com/gjk-czgp-rqq?authuser=1&amp;hs=179</a> <a href="https://drive.google.com/file/d/1tapzO0flt6cNnL87pWEyT0HUgGnJ8FhY/vjewe?usp=drive_web&amp;authuser=1">https://drive.google.com/file/d/1tapzO0flt6cNnL87pWEyT0HUgGnJ8FhY/vjewe?usp=drive_web&amp;authuser=1</a> <a href="https://drive.google.com/file/d/1GUNUcVTWMaUMWoeQQUxp8MaXYidcre4N/view?usp=drive_web&amp;authuser=1">https://drive.google.com/file/d/1GUNUcVTWMaUMWoeQQUxp8MaXYidcre4N/view?usp=drive_web&amp;authuser=1</a>	Through written assignment, Book exercise [Classwork and Homework] <a href="https://classroom.google.com/c/MTA5MTM4MDkxNjM5/a/Mzc4NDg0MDQ0NDQ5/details">https://classroom.google.com/c/MTA5MTM4MDkxNjM5/a/Mzc4NDg0MDQ0NDQ5/details</a> <a href="https://classroom.google.com/c/MTA5MTM4MDkxNjM5/a/MzgwNDc2MDU1NjA0/details">https://classroom.google.com/c/MTA5MTM4MDkxNjM5/a/MzgwNDc2MDU1NjA0/details</a> <a href="https://classroom.google.com/c/MTA5MTM4MDkxNjM5/a/MzgxMDM2OTUyMzEz/details">https://classroom.google.com/c/MTA5MTM4MDkxNjM5/a/MzgxMDM2OTUyMzEz/details</a> Weekly quiz link: <a href="https://forms.gle/UJ6FDt3pPdYEBiDP9">https://forms.gle/UJ6FDt3pPdYEBiDP9</a>	Explanations through Online classes were done. Assignments to note were sent through screenshot images and pdf file and uploaded .Self prepared notes of the chapter provided . Online classes were conducted and assignments have been shared on Google Classroom and whatsapp group

<p><b>HINDI</b></p> <p><b>MS.ANURA DHA SHRIVASTA VA</b></p>	<p>पाठ- चिड़िया की बच्ची</p> <p>[I submitted my lesson plan on this topic and followed the guidelines that were mentioned in it.]</p> <p>[I assigned homework as per norms based on this lesson]</p>	<p>ऑनलाइन क्लास</p> <p><a href="https://drive.google.com/file/d/1I9I9DKGTA5nTXX4We1Lr7EjUjsEDOjvO/view?usp=drivesdk">https://drive.google.com/file/d/1I9I9DKGTA5nTXX4We1Lr7EjUjsEDOjvO/view?usp=drivesdk</a></p> <p><a href="https://drive.google.com/file/d/1Is3G6Y9IQYj6LfjeJo6G0toi2IQo2K7K/view?usp=drivesdk">https://drive.google.com/file/d/1Is3G6Y9IQYj6LfjeJo6G0toi2IQo2K7K/view?usp=drivesdk</a></p> <p><a href="https://drive.google.com/file/d/194c_cjgPd6gfevUDGGpzofUCvpWczaJP/view?usp=drivesdk">https://drive.google.com/file/d/194c_cjgPd6gfevUDGGpzofUCvpWczaJP/view?usp=drivesdk</a></p>	<p>हाँ (कक्षाकार्य और गृहकार्य के द्वारा)</p>	<p>पाठ का वाचन कार्य कराया तथा उदाहरणों के माध्यम से पाठ का समझाया।पाठ के अभ्यास प्रश्न पूछे तथा समझाए और लिखवाए।</p>
<p><b>MATHEMATICS</b></p> <p><b>MS. MAHAVASH KHAN</b></p>	<p>Ch: Lines and Angles</p>	<p><a href="https://drive.google.com/file/d/1NW3j9vn9BoVhElw5-3_h0XmQ_YczlCgD/view?usp=sharing">https://drive.google.com/file/d/1NW3j9vn9BoVhElw5-3_h0XmQ_YczlCgD/view?usp=sharing</a></p> <p><a href="https://drive.google.com/file/d/1corvz15wiT4O9Kii_0W7FKw8-LI5M7qE/view?usp=drivesdk">https://drive.google.com/file/d/1corvz15wiT4O9Kii_0W7FKw8-LI5M7qE/view?usp=drivesdk</a></p> <p><a href="https://drive.google.com/file/d/1b50Mu5dFFtK37Jh4KahvQ9ZbkUpVCb6-/view?usp=sharing">https://drive.google.com/file/d/1b50Mu5dFFtK37Jh4KahvQ9ZbkUpVCb6-/view?usp=sharing</a></p>	<p>Through written assignment [Classwork and Homework]</p>	<p>Explained through live classes conducted on google classroom</p>
<p><b>SCIENCE</b></p> <p><b>MR.RAJEE V TRIPATHI</b></p>	<p>Chapter-14-Motion and Time</p> <p>[I submitted my lesson plan on this topic and followed the guidelines that were mentioned in it.]</p> <p>[I assigned homework as per norms based on this lesson]</p>	<p>Online classes Online classes were conducted and assignments have been shared on Google Classroom and whatsapp group been conducted during this week</p>	<p>Through written assignment [Classwork and Homework]</p> <p><a href="https://classroom.google.com/c/MTA5MTM4MDkxNjM5/a/MzgwNDgwNDMzNTYy/details">https://classroom.google.com/c/MTA5MTM4MDkxNjM5/a/MzgwNDgwNDMzNTYy/details</a></p>	<p>Explained through live classes conducted on google class meet.</p> <p>Link of Science quiz.</p> <p><a href="#">ht</a></p>

		<p>and links were uploaded on Google Classroom.</p> <p><a href="https://drive.google.com/file/d/1tyzZ-Nj97o0B2Ws9mblhegFy3Y-Hkrb5/view?usp=drive_web&amp;authuser=0">https://drive.google.com/file/d/1tyzZ-Nj97o0B2Ws9mblhegFy3Y-Hkrb5/view?usp=drive_web&amp;authuser=0</a></p> <p><a href="https://drive.google.com/file/d/1Hg16iQEmWUj_4YL815oB97ejR5_5hQg9/view?usp=drive_web&amp;authuser=0">https://drive.google.com/file/d/1Hg16iQEmWUj_4YL815oB97ejR5_5hQg9/view?usp=drive_web&amp;authuser=0</a></p> <p><a href="https://drive.google.com/file/d/1GzSTOuPO19aOY5GuKDIIIP3IABnLK4I/view?usp=drive_web&amp;authuser=0">https://drive.google.com/file/d/1GzSTOuPO19aOY5GuKDIIIP3IABnLK4I/view?usp=drive_web&amp;authuser=0</a></p> <p><a href="https://drive.google.com/file/d/1sY66DqmyKzk8_Y35mVHdyaMmaCOBkE2Y/view?usp=drive_web&amp;authuser=0">https://drive.google.com/file/d/1sY66DqmyKzk8_Y35mVHdyaMmaCOBkE2Y/view?usp=drive_web&amp;authuser=0</a></p> <p><a href="https://drive.google.com/file/d/19I7x2CKU7_esCqV6wdcteMIyU3QIRedI/view?usp=drive_web&amp;authuser=0">https://drive.google.com/file/d/19I7x2CKU7_esCqV6wdcteMIyU3QIRedI/view?usp=drive_web&amp;authuser=0</a></p>	<p><a href="https://classroom.google.com/c/MTA5MTM4MDkxNjM5/a/MzgxMDM4MjI2Mzk4/details">https://classroom.google.com/c/MTA5MTM4MDkxNjM5/a/MzgxMDM4MjI2Mzk4/details</a></p>	
<p><b>SOCIAL SCIENCE</b></p> <p><b>MS.RASHMI SONI</b></p>	<p>Air (geography) About Air pressure, atmospheres, cyclone, temperature and about different types of seasons and the reasons for the change in season.</p>	<p>Online classes Online classes were conducted and assignments have been shared on Google Classroom and whatsapp group</p>	<p>Through written assignment [Classwork and Homework Home assignment given through Google classroom and questions and answers</p>	<p>Explained through live classes conducted on google class meet .and all the work is given to them in the Google classroom.</p>

		<p>been conducted during this week and links were uploaded on Google Classroom  <a href="https://meet.google.com/ecj-rvek-kit">https://meet.google.com/ecj-rvek-kit</a>  <a href="https://meet.google.com/abf-ievb-qvq">https://meet.google.com/abf-ievb-qvq</a></p>	<p>were uploaded in the class group.</p>	
<p><b>SANSKRIT</b>  <b>MS.ANURADHA SHRIVASTAVA</b></p>	<p>पाठ - अव्यय  वाचन शब्दार्थ अभ्यास-प्रश्न</p>	<p>ऑनलाइन क्लास  <a href="https://drive.google.com/file/d/12NjcCYv94Akti_dTCgOb_t4MlcpbDqTf/view?usp=drivesdk">https://drive.google.com/file/d/12NjcCYv94Akti_dTCgOb_t4MlcpbDqTf/view?usp=drivesdk</a>  <a href="https://photos.app.goo.gl/bxPUrAtbJW2KxDcs8">https://photos.app.goo.gl/bxPUrAtbJW2KxDcs8</a>  <a href="https://drive.google.com/file/d/1wJwXjV5Ou0_uOdZ1PGTI-V8srO_SNIImU/view?usp=drivesdk">https://drive.google.com/file/d/1wJwXjV5Ou0_uOdZ1PGTI-V8srO_SNIImU/view?usp=drivesdk</a></p>	<p>हाँ (कक्षाकार्य और गृहकार्य के द्वारा)</p>	<p>अव्ययों का वाचन कार्य किया तथा समझाया। पाठ के अभ्यास प्रश्न पूछे तथा समझाए और उत्तर पुस्तिका में करवाए।</p>

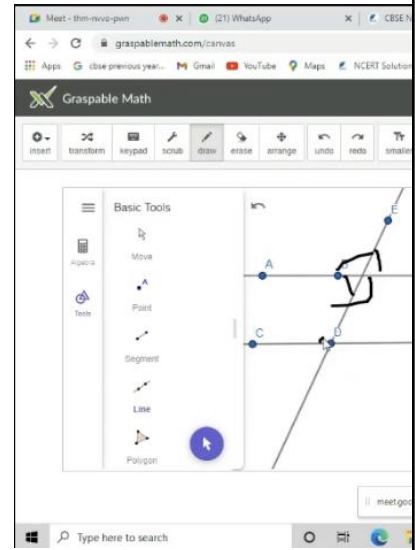




**SCIENCE**



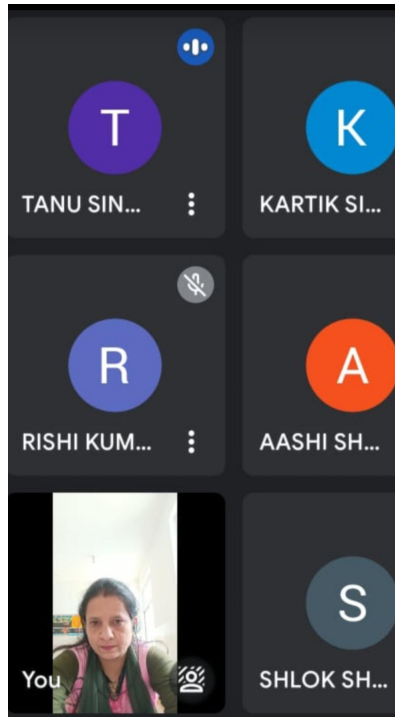
**SST**



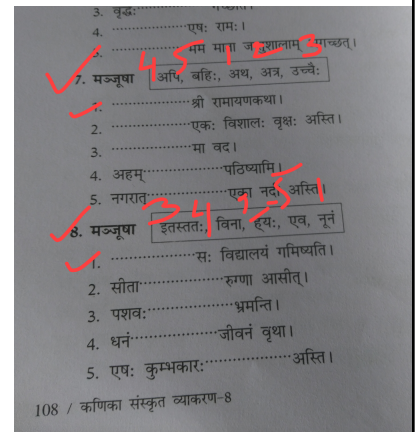
**SANSKRIT**



**COMPUTER**



**ART**



No Class

The screenshot shows a web browser window with a page titled "Images in Web Pages". The page content includes a heading "Images in Web Pages" and several paragraphs of text. A video player is visible on the right side of the page, showing a person's face. The browser's address bar and navigation buttons are also visible.

Images in Web Pages

A web page can include images, graphics, or computer-generated art. You can also display one or more images in the web page.

On the web page, a content that is difficult to explain in the form of text can be explained with the help of a picture. Images can be used as navigational tools to help visitors browse through your web page.

You can add images to improve the appearance of your web page. Many websites offer free images that can be used for your web page, but a prior permission should be taken to use any image you downloaded from other websites on the internet.

You can create photographs, logos, and drawings with the help of a scanner, and then use the scanned images on your web page.

In computer science, collection of ready-made images are available. These collections include cartoons, drawings, photographs, or computer-generated art. Before using, make sure that these images are in a format that web browsers can display, such as JPEG, GIF, or PNG.



This is a duplicate of the screenshot in the first block, showing the "Images in Web Pages" page with a video player on the right.

