

Fortnightly Academic REPORT ON GOOGLE CLASSROOM CLASS-VIII

DATE FROM 16th October To 30th October 2021

Students of Class VIII were provided the following Online Classes, notes, worksheets and assignments and other online academic materials such as YouTube links to enhance the learning outcome.





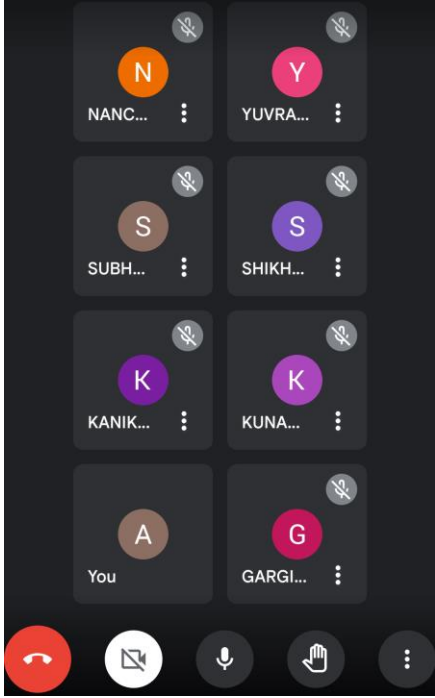
Class Teacher: Ankur Sharma

SUBJECT AND SUBJECT TEACHER	TOPICS COVERED	LINK /ASSIGNMENT UPLOADED ON GOOGLE CLASSROOM	ASSESSMENT TAKEN (YES/NO) (QUIZ/GRADED TEST/VIVA/GOOGL E FORM/GROUP DISCUSSION)	MODE OF TEACHING AND ADDITIONAL LINKS VIDEO/PPT PROVIDED TO SUPPLEMENT THE TEACHING
ENGLISH Ms Nayer A Khan	Below mentioned topics were covered during this period. 12-A strange transformation. [Prose] Paragraph Writing Debate writing Formal letter writing.[Complaint Letter]	Offline and Online classes were conducted and links were shared on Google Classroom. https://classroom.google.com/c/OTAwMzExODkyMzRa/p/NDE1NDEzODk2MjA2/details	Through Home and Class assignments. Assignments were uploaded on Google Classroom. https://classroom.google.com/c/OTAwMzExODkyMzRa/a/NDE1NDE1NTQ5OTcy/details https://classroom.google.com/c/OTAwMzExODkyMzRa/a/NDEwMjk5ODM2Njg5/details	Explanation of the topic. Home & Class Assignments to note were sent through screenshot images and pdf file and uploaded. Self-prepared notes of the chapter provided . Online and offline classes were conducted and assignments have been shared on Google Classroom.

<p>SOCIAL SCIENCE</p> <p>Ms. Rashmi Soni</p>	<p>Geography:- Industries Primary, secondary and tertiary industries and classification of industries.</p>	<p>Notes given in the class after the explanation of each</p>	<p>Class test is taken from history and questions discussed after the test correction.</p>	<p>Interactive online and offline mode of teaching method is taken in the class. assignments have been shared on Google Classroom</p>
<p>HINDI</p> <p>Ms. Anuradha Shrivastava</p>	<p>पाठ- जहाँ पहिया है पाठ - अकबरी लोटा</p>	<p>ऑन लाइन तथा ऑफलाइन क्लास</p>	<p>कक्षा कार्य तथा गृहकार्य के द्वारा</p>	<p>पाठों का वाचन कार्य किया, शब्दार्थ लिखवाए तथा पाठ समझाए । अभ्यास प्रश्न पूछे तथा समझाए और उत्तर पुस्तिका में कराए ।</p>
<p>SANSKRIT</p> <p>Ms. Anuradha Shrivastava</p>	<p>पाठ- परदोषाणां दर्शने कुशलो महान् न अस्ति ।</p>	<p>ऑन लाइन तथा ऑफलाइन क्लास</p>	<p>कक्षा कार्य तथा गृहकार्य के द्वारा</p>	<p>पाठ का वाचन कार्य किया, शब्दार्थ लिखवाए तथा अनुवाद समझाया । अभ्यास प्रश्न पूछे तथा समझाए और उत्तर पुस्तिका में कराए ।</p>
<p>SCIENCE</p> <p>Ms. Uzma Abbasi</p>	<p>Metal and Non metal</p>	<p>https://drive.google.com/file/d/1bw5-yU-XZV7kZ5bEKE8O83GBX3JHQKhb/view?usp=drive_web</p> <p>https://drive.google.com/file/d/1GhjcgC8NtZx8I8P9IeGfownYzNSVzxww/view?usp=drive_web</p> <p>https://drive.google.com/file/d/1fSaWogF9fhXb3MPVg55Qa-BKPSxp5k3r/view?usp=drive_web</p>	<p>Yes, through class and home assignments</p>	<p>Conduct online and through google meet and offline classes in school</p>

<p>MATHEMATICS</p> <p>Mr. Syed Saeed Ahmed</p>	<p>Chapter 09 Algebraic identities Chapter Laws of indices</p>	<p>Offline and Online classes were conducted and links were shared on Google Classroom</p> <p>https://drive.google.com/file/d/1QruTt0jd0zr6WlBAmQNAZaeszWjPdge8/view?usp=sharing</p> <p>https://drive.google.com/file/d/1wxRv4vYX_g4QEve7y1fLwRjMgAO9GHx6/view?usp=sharing</p>	<p>Yes, through class and home assignments</p>	<p>Conduct online through google meet and offline classes in school</p>
<p>COMPUTER</p> <p>Mr. Ankur sharma</p>	<p>Sorting, Filtering</p> <p>Creating and deleting Relationship Between Tables</p> <p>MS Access Practical</p>	<p>https://drive.google.com/file/d/12p-XU6E2rnOQ_P9Fv17uPGvktlhTsiX6/view?usp=sharing</p> <p>https://drive.google.com/file/d/1cE8kF5XfdsRwCi_TYXtUAfRgEkdC9c_B/view?usp=sharing</p>	<hr/>	<p>Explanation through online and offline classes.</p>
<p>Art</p> <p>Ms. Anmol Mam</p>	<p>home decoration diya decoration</p>	<p>https://youtu.be/4lslCcZmVZU</p>		<p>explanation by video tutorial through google classroom app and shared pictures in class WhatsApp group</p>

Evidences for reference

HINDI	ENGLISH	MATHS
 <p>14 अक्षरी लोटा</p> <p>लौह ज्ञानमाला को खाने-पीने को बची नहीं थी। बज्जी के टूटते बाजार में मकान था। नीचे को दुकानों में एक मी रूपने मॉसिक के करीब बिराया उतर आता था। अपना खाने थे, अपना पहनने थे, पर हाई सी रूपने तो एक साथ और संकने के लिए भी न मिलते थे।</p> <p>इसलिए जब उनकी पत्नी ने एक दिन एकदमक बाद सी रूपने को मींग पेश की, तब उनका जी एक खर खोर से खिंचलगा और फिर वेद गया। उनकी यह दशा देखकर पत्नी ने कहा—“बहिए भाव, आज देने में असमर्थ हो तो मैं अपने पाई से मींग लु?”</p>	<p>No evidence</p>	
SCIENCE	SST	SANSKRIT
<p>SCIENCE: Noble metals and Corrosion</p> <p>100 points</p> <hr/> <p>HW: Read uses of metals, non metals and metalloids Write the chemical formula of rust</p> <p>Attachments</p>  <p> jgr-ekwn-mxw (2021-10-27 at 20:28 G...)</p>		
COMPUTER	ART	

Filtering Data

You can filter data in a table to display only those records that contain data of interest. Filtering data can help you review and analyze information in your database.

FILTERING DATA BY SELECTION

It is used to display only those records that contain exactly the same data. For example, if you want to find all the students whose house made is Bharanasiyeh, you can use Filter Data option in Access.

1. Click the data you want to use to filter the records.
2. Click on Home tab.
3. Click on Sort & Filter group.

