



Summer Fun Work

CLASS : II

Topic: Life around Us.

Theme: Life around Us

Dear Parent,

Warm Greetings!

Its summer time,vacation time!

As our young learners relax at home, it is our utmost responsibility to engage and stimulate our young learners in positive and constructive activities which make learning fun. The summer fun activities designed intend to sensitize the children at the foundational stages towards the goals of sustainable development.It is an integrated project with scholastic and co-scholastic activities, targeting competency-based learning.

Each student is expected to undertake all the activities assigned in the holiday homework. The assigned work is to be done as per the instructions given at the end of each HHW activity.

PLEASE NOTE: The Round 1 assessment and half yearly examination will include grading from the Holiday Homework for scholastic and co scholastic activities. Children are requested to complete the activities and submit to their subject teacher by 19-June-2023.

ENGLISH

ACTIVITY: Art Integrated Project

- Material Required** - 1) Scrap Book 2) My New Canvas Book 3) Pencil
4) Color pencils 5) Picture cuttings



Cover the scrap book with art paper and decorate it. 1st page of scrap book should have name, class, topic, school.

• **Activity 1 -Topic- Arranging in Alphabetical Order**

1. Choose any 30 words from the chapter 'Rinsy packs for picnic'.
2. Arrange the words in alphabetical order.
3. Write the words in the scrap book . Do not write more than 10 words in a page.

• **Activity 2 -Topic -Naming Words (Noun)**

1. Keep 2 pages for each- Name: Place : Animal : Thing . For Example- Page 1 ---□
2. Further sub divide each topic into **COMMOM** and **PROPER Noun**
3. Stick OR Draw pictures related to the topic and write the name under each picture.

ANIMAL	
Common Noun	Proper Noun
Elephant 	Piku 


Learning Objective - Students will improve their vocabulary and have clarity about nouns. Their observation skills and creativity will be enhanced.

हिंदी

जंगल की कटाई के कारण प्रदूषण काफी बढ़ गया है। कुछ जानवर लुप्तप्राय हैं और जंगल से विलुप्त हो रहे हैं। इसलिए उन जानवरों की एक सूची बनाएं और विचार दें कि हम उन लुप्तप्राय जानवरों को कैसे बचा सकते हैं। आप जानवरों के चित्र भी चिपका सकते हैं या चित्र बना (A4) सकते हैं।

जैसे :

- वह कहाँ पाये जाते है?
- वह कैसे पर्यावरण में रहते हैं ?
- वह क्या खाते हैं ?
- वह कैसा दिखता है ?
- वह कितना लंबा है?
- उसके विलुप्त होने के क्या-क्या" कारण हैं




(कला के साथ एकीकरण) – कसी भी मनपसंद जानवर का चित्र अपनी A4 Paper में और उसे रंगों से

पर्यावरण के प्रति बच्चे जागरुक बनेंगे।

ENVIRONMENTAL STUDIES

ACTIVITY: HOME OF ANIMALS

- Activity 1- Collect information on animals and their homes. Find out what food animals eat. Then draw the pictures of animal homes in your EVS scrap book.
- Watch the video to learn about Animal habitat.
<https://www.youtube.com/watch?v=Xj1ASC-TIsI>
- Activity 2- Read the chapter 'My family' in your EVS Text book and write the names of your family members/ relatives. Write the relationship you have with them. Also write their birthdates. Do this activity in your scrap book.



Learning objectives: Students will be able to explore their environment and will learn to express their thoughts in creative manner.

MATHEMATICS

ART INTEGRATED MATHEMATICS

ACTIVITY 1: Making a scenery using different types of lines.

Let's put on our creative thinking to make a beautiful scenery using different lines like slanting lines, horizontal lines, vertical lines and curve lines on your math practical file.

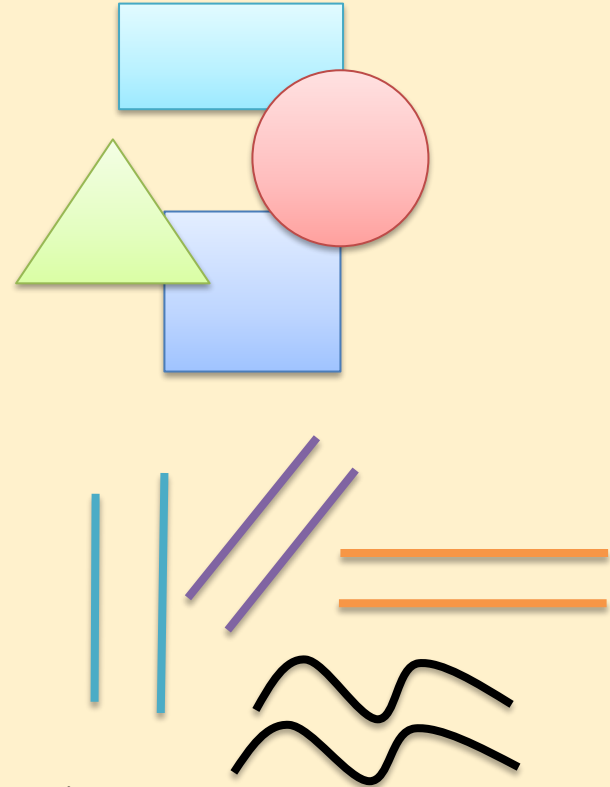
Reference link- https://youtu.be/7Jlo7_epz8U

ACTIVITY 2: Making an animal figures using different types of geometrical shapes like circle, square, rectangle and triangle on your math practical file.

Reference link- <https://youtu.be/lwT5CDYMnTM>


Learning Objective: The students will be able to:

- learn with increased curiosity and motivation.
- develop deeper understanding of the concept of LINES and SHAPES in a creative way.



INFORMATION AND COMMUNICATION TECHNOLOGY(ICT)

1. Visit a Zoo and purchase tickets and observe zoo animals and paste tickets in A4 size sheet.
2. Draw the given animal pictures on Ms Paint ,fill the colour and take a print out on A4 Size sheet.



3. Please refer the following link to draw animal picture:-

1. <https://youtu.be/EnkbIIUrPZo>
2. <http://www.sotomorrowblog.com/2012/11/how-to-draw-giraffe-in-microsoft-paint.html>



Bal Bharati
PUBLIC SCHOOL
NEELBAD, BHOPAL

HAPPY SUMMER VACATION ENJOY!

