

HOLIDAY HOMEWORK

DEPARTMENT: PRE PRIMARY

Dear parents,

We should always remind ourselves that "Children will not remember us for the gifts we shower upon them but will always cherish the time you spend with your little ones."

Summer vacations are an ideal opportunity for you to spend some time with your child and help to develop his/her motor skills and concentration. Keeping this in mind, our teachers have designed fun worksheets for our little kids to revise learnt concepts as well as to engage themselves in meaningful pursuits that will enhance their comprehension and reasoning skills.



**Summer is messy, Summer is fun,
Trips to the beach,
In the hot, hot Sun,
Let's give summer, A big fat cheer!
Summer is the best time with family.**

**HAPPY LEARNING DURING THE
HOLIDAYS...!**

Guidelines for the Parents: -

1. Share stories /incidents of your childhood.
2. Reward your child's efforts even for the smallest one to boost his/ her confidence. Engage them with puzzle games, building blocks and pattern making.
3. Encourage kids to speak small sentences and words in the English language. Allow the child to read age appropriate story books.
4. Take at least two meals together with your child and explain them the importance of food and hard work of the farmers.
5. Cultivate healthy habits avoiding junk foods to the maximum extent. Never deny or ignore a child's feelings.
6. Refrain from using words that you would not want the child to repeat.
7. Ignore the irrelevant behavior.



ENHANCE LISTENING SKILLS

Read a bed time story with your child daily. It will orient your child towards reading books and listening to facts. Apart from that it will bring your child's unique style of self-expression and develop creative communication. After reading or watching, ask questions like

"Did you like the Story?", "Which was your favorites character?" etc.

Suggested Story Book Series:

- Pepper
- Lady Bird(level-1)
- Bruno
- Ramayana
- Bubbles

ENHANCE ORATORY SKILLS

Communication skills play a pivotal role in grooming the overall personality of the children. Let's motivate them to converse in English and to help him / her get acquainted with the language. Give more English words to increase her/his vocabulary. Motivate them to answer your questions in simple but full sentences. Let's encourage the kids to use magic words (sorry, thank you, excuse me, please) in different situations on regular basis. Remember, the more you use these words so will your children.



Use these sentences regularly:

- How are you? I'm good. Thank You.
- I am thirsty. Please give me water.
- Please, open / close my tiffin /bottle.
- I am hungry. Please give me food.
- May I wash my hands?
- May I go to the washroom.

PERSONALITY DEVELOPMENT

- Buttoning his / her shirt
- Packing his / her school Bags
- Tying his / her shoe laces
- Arranging shoes in the shoe rack
- Laying the table for lunch/dinner
- Eating on their own
- Using fork and spoon
- Filling the water bottles

Keeping his / her belonging back to their place

- Help your child to do the given activities and make him/her independent.

To instill 'Social Skills':

- Greeting with a smile when someone comes to the house
- Conversing with the visitors
- Answering the phone calls with a polite "Hello", also asking "May I know who is calling?"
- Speaking politely and sharing with peers.



Encourage 'Personal Hygiene':

- Brushing teeth twice daily
- Combing hair regularly
- Bathing everyday
- Washing hands before and after meals
- Trimming the nails and keeping them clean

Enhance 'Gross and Fine Motor skills' by following activities:

GROSS MOTOR

- Jump
- Hop
- Swim
- Dance
- Run
- Skip
- Balance

FINE MOTOR

- Mashing Potatoes
- Rolling Chapattis
- Shelling out peas
- Zipping and unzipping
- Buttoning and Unbuttoning
- Opening and closing the bottle cap / tiffin lid
- Turning pages of a Book
- Squeezing bath sponges
- Watering the plants using spray bottle

Sorting and Grouping:-

Mix a number of things, such as beads, buttons, rajma etc. and ask the child to sort them according to the colour/size/items.

MATHS

Numerical Ability:- Help your child to memorize the phone numbers of the parents in an innovative way.

Show various real objects related to shapes to your child (eg. Television-rectangle, Clock-circle, Half chapatti- semicircle)

Motivate your child to speak rote counting(1 to 50) on daily bases

Help your child to count the number of steps he/she takes to reach from the bedroom to: a) Kitchen b) Bedroom c) Balcony.

English

To enhance listening, speaking, reading and writing skills.

- Encourage your ward to make works beginning with letters A TO Z

EVS:- Recapitulate the topic Myself. Parts Of Body and My family.

FUN TIME

YOUNG CHEF

FRUIT CREAM DESSERT

Ingredients: Vanilla ice cream. Favorite fruit, Choco chip,

Add your choice of fruits to the melted vanilla ice cream. Pour the mixture into a bowl and garnish it with dry fruits or Choco chips.

Let's create memories for life by clicking pictures at every step



Mango Shake

Ingredients: Chopped mangoes, milk, sugar, ice cubes and dry fruits
Take chopped mangoes, add sugar and milk in a blender.
Blend it well, pour it in glasses and garnish with dry fruits.
Serve to the family members



Watermelon juice

Ingredients:

watermelon, honey, salt, lemon juice
Take chopped watermelon cubes in the blender add honey, ice cubes and lemon juice.

Blend it, strain and collect the juice in a vessel.

Enjoy watermelon juice with family



Sapling activity

Material

required: -Pot, Soil, Seeds, Water

First put the soil in the pot. Next pat the soil and a hole

Then put the seeds in the hole and cover it with soil

At last pour water on it.

Note:- Remember to share your fun moments with us, click your pictures as a LITTLE ARTIST.



Healthy Recipes for Kids






So Fun to Make ... and Eat!

Values We Nurture!

Getting kids to complete tasks of everyday living is important to their development. Helping your child to identify the part of their daily routine is one step toward practicing independence and responsibility.

DAILY CHORES

MAY

				1  DAY OFF	2 Set Table	3 Clean Room
4 Help with Dinner	5 Water Plants 	6 Clean Room	7 Make Bed	8 Dump Garbage 	9 Clean Room	10  DAY OFF
11 Pick Up Toys	12 Clean Room	13 Fold Your Clothes	14 Set Table	15 Clean Room	16 Help with Dinner	17 Water Plants
18 Clean Room	19 Make Bed	20  DAY OFF	21 Clean Room	22 Dump Garbage	23 Pick Up Toys 	24 Clean Room
25 Learn To Tie Shoelaces	26 Set Table 	27 Clean Room	28 Help with Dinner 	29 Water Plants	30 Clean Room	

CALM CORNER

How Do You Feel Today?



Happy



Sad



Angry



Scared



Silly



Excited



Surprised






Shy



Embarrassed




How do you feel today?
Paste your smileys on the given faces



Date: _____

Date: _____




Date: _____



Date: _____


Date: _____

Date: _____



BOY/GIRL


Are you a Boy or Girl? Colour the one you are.



BODY PARTS

Body parts

Identify and match the body parts



eyes



nose



leg



hand



arm



ear



mouth



foot

Activity- Parents are requested to click pictures and take short videos of summer homework activities initiated by the students. Thank You ! Your Cooperation will be much appreciated.

